

Match Statistics - 2024 Andrology Fellowship Match

Visible to auditors

Programs Registered	17
Programs Submitting Lists	17
Programs Matching All Vacancies	16
Programs with Unmatched Vacancies	1
Vacancies Listed	21
Vacancies Matched	20
Vacancies Unmatched	1
Applicants Registered	38
Applicants Submitting Lists	31
Applicants Ranked by Programs	25
Applicants Matched	20
Applicants Unmatched	11
Average Names on Program Preference Lists	10
Average Names per Vacancy	8
Average Offers per Vacancy	2
Average Offers to Listing Applicants	2

Average Offers to Non-listing Applicants

0

Average Applications Received by Programs

17

Average Interviews Given by Programs

13

Average Names on Matched Applicant Preference Lists

8

Average Names on UnMatched Applicant Preference Lists

5

Average Applications Sent by Applicants

8

Average Interviews Taken by Applicants

6

	Total	Matched	Unmatched
Chief Residents MD(US & CAN)	21	18 (86 %)	3 (14 %)
Chief Residents DO (US & CAN)	1	1 (100 %)	0 (0 %)
Previous Graduates MD (US & CAN)	0	0	0
Previous Graduates DO (US & CAN)	0	0	0
International MD Medical Students and Graduates	9	1 (11 %)	8 (89 %)
International DO Medical Students and Graduates	0	0	0
Total	31	20 (65 %)	11 (35 %)

	Total	Matched	Unmatched
Male	22	12 (55 %)	10 (45 %)
Female	9	8 (89 %)	1 (11 %)
Non Binary	0	0	0
Transgender	0	0	0

Total

31

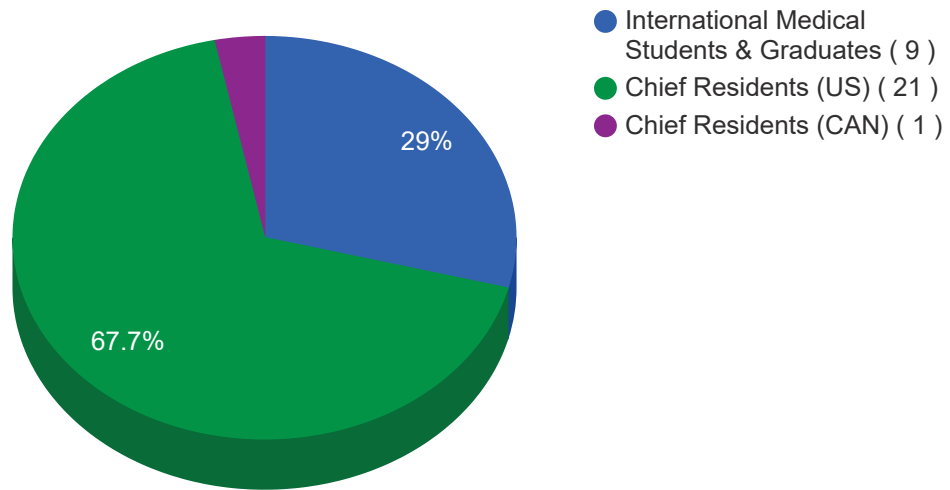
20 (65 %)

11 (35 %)

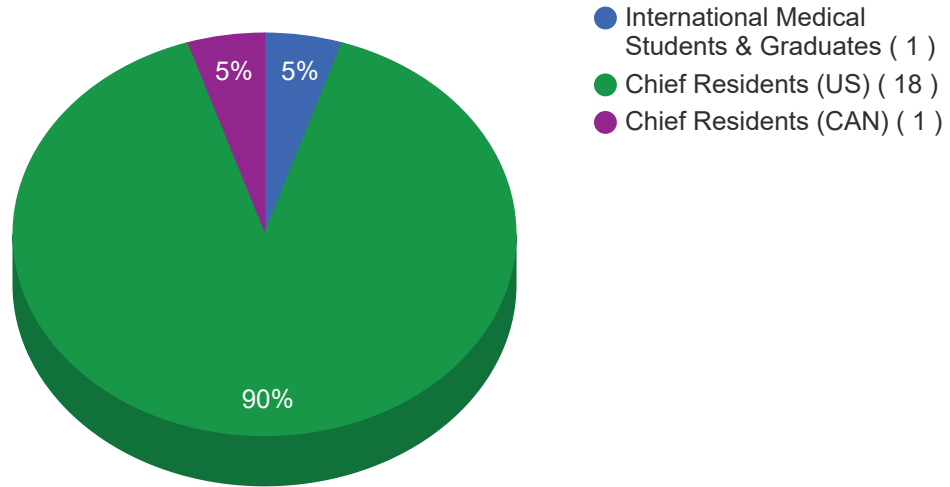
Applicant Statistics - 2024 Andrology Fellowship Match

Visible to auditors

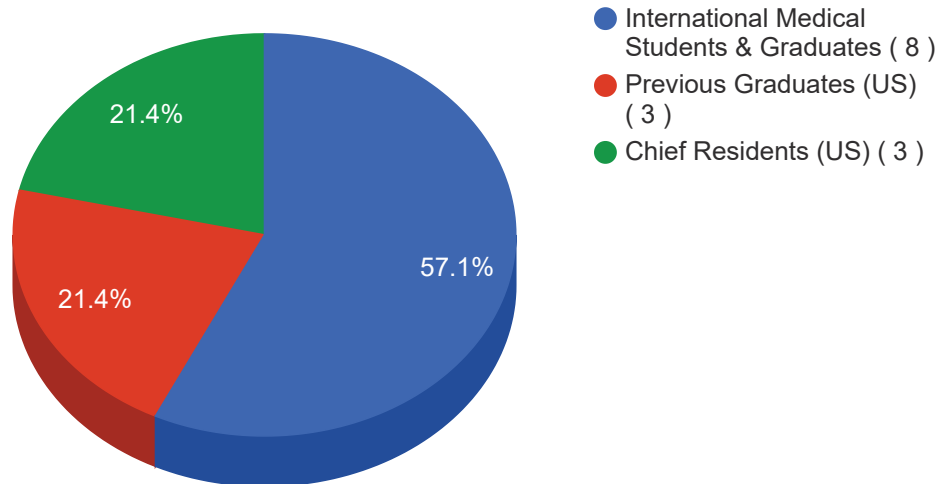
All Applicants By Type



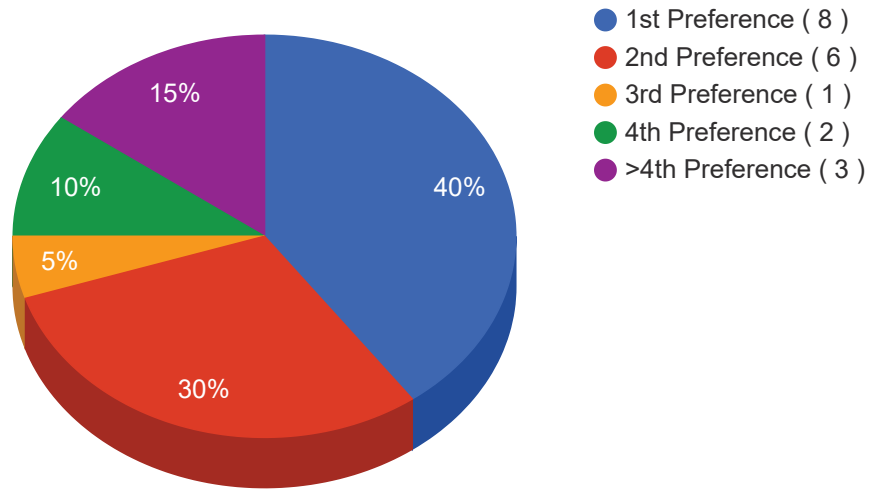
Matched Applicants By Type



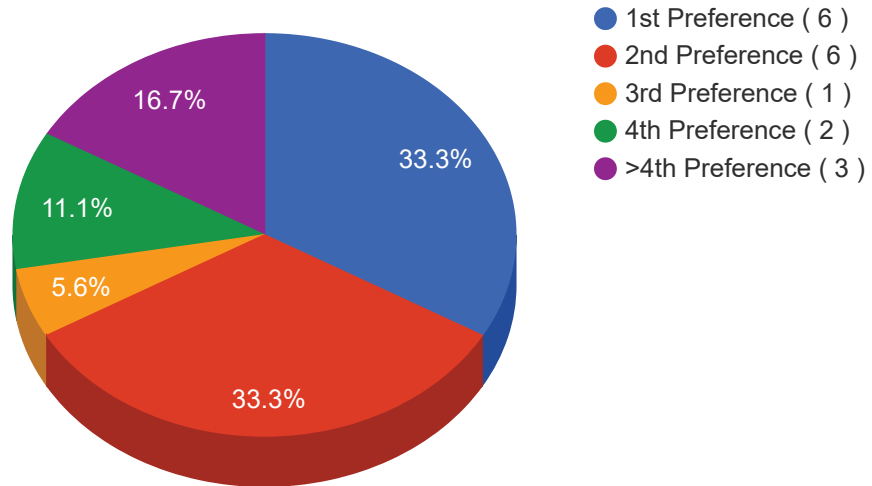
Unmatched Applicants By Type



Matches by Preference Selection - All Matched Applicants

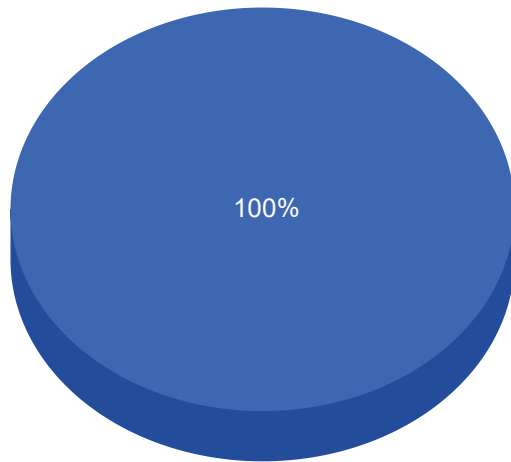


Matches by Preference Selection - Chief Residents (US)



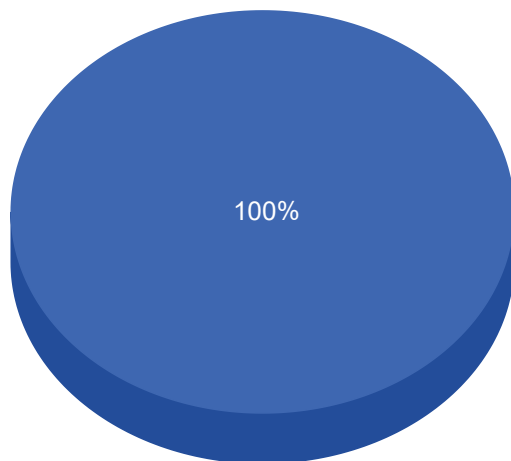
Matches by Preference Selection - Chief Residents (CAN)

● 1st Preference (1)

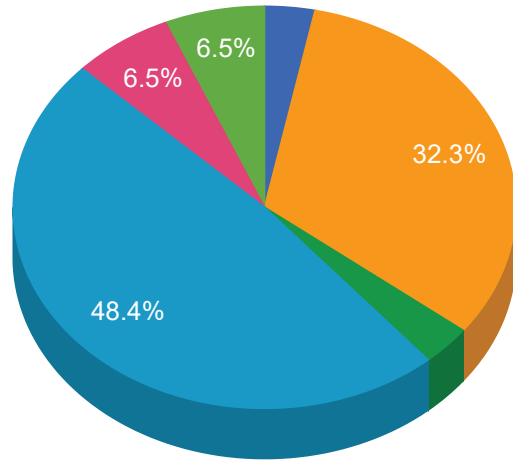


Matches by Preference Selection - International Medical Students & Graduates

● 1st Preference (1)

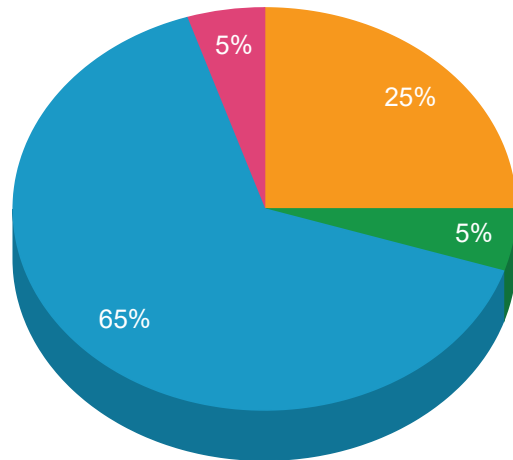


All Applicants By Ethnicity



- Hispanic, Latino or of Spanish origin (1)
- Asian (10)
- Black or African American (1)
- White (15)
- Other (2)
- Undisclosed ethnicity (2)

Matched Applicants by Ethnicity

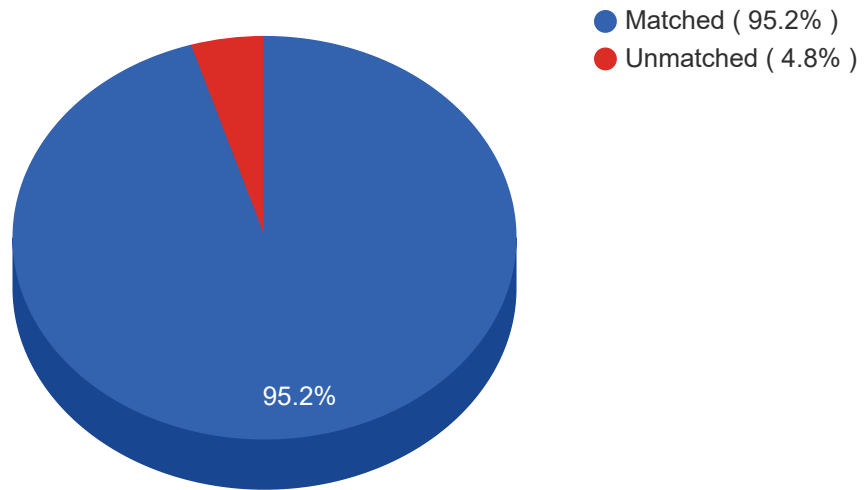


- Asian (2)
- Black or African American (1)
- White (13)
- Other (1)

Program Statistics - 2024 Andrology Fellowship Match

Visible to auditors

Programs - Matched vs Unmatched



Matches by Preference Selection - All Matched Programs

