

# Match Statistics - 2024 Endourology Fellowship Match

Visible to auditors

<b>Programs Registered</b>	59
<b>Programs Submitting Lists</b>	59
<b>Programs Matching All Vacancies</b>	43
<b>Programs with Unmatched Vacancies</b>	16
<b>Vacancies Listed</b>	
<b>Vacancies Matched</b>	47
<b>Vacancies Unmatched</b>	16
<b>Applicants Registered</b>	
<b>Applicants Submitting Lists</b>	71
<b>Applicants Ranked by Programs</b>	62
<b>Applicants Matched</b>	47
<b>Applicants Unmatched</b>	24

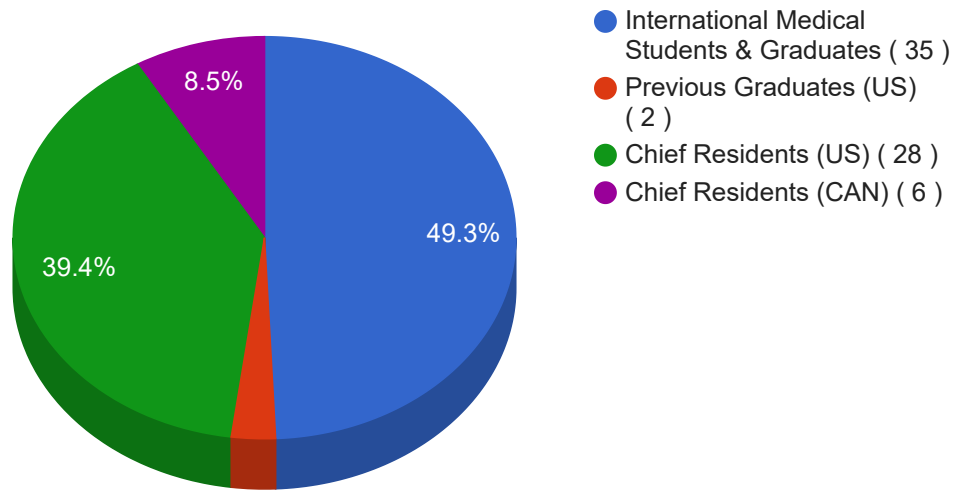
<b>Average Names on Program Preference Lists</b>	6		
<b>Average Names per Vacancy</b>	6		
<b>Average Offers per Vacancy</b>	3		
<b>Average Offers to Listing Applicants</b>	3		
<b>Average Offers to Non-listing Applicants</b>	0		
<b>Average Applications Received by Programs</b>	18		
<b>Average Interviews Given by Programs</b>	8		
<b>Average Names on Matched Applicant Preference Lists</b>	7		
<b>Average Names on UnMatched Applicant Preference Lists</b>	10		
<b>Average Applications Sent by Applicants</b>	13		
<b>Average Interviews Taken by Applicants</b>	6		
	<b>Total</b>	<b>Matched</b>	<b>Unmatched</b>
<b>Chief Residents MD(US &amp; CAN)</b>	32	31 (97 %)	1 (3 %)
<b>Chief Residents DO (US &amp; CAN)</b>	2	2 (100 %)	0 (0 %)
<b>Previous Graduates MD (US &amp; CAN)</b>	2	2 (100 %)	0 (0 %)
<b>Previous Graduates DO (US &amp; CAN)</b>	0	0	0
<b>International MD Medical Students and Graduates</b>	35	12 (34 %)	23 (66 %)
<b>International DO Medical Students and Graduates</b>	0	0	0
<b>Total</b>	71	47 (66 %)	24 (34 %)

	<b>Total</b>	<b>Matched</b>	<b>Unmatched</b>
<b>Male</b>	63	39 (62 %)	24 (38 %)
<b>Female</b>	8	8 (100 %)	0 (0 %)
<b>Non Binary</b>	0	0	0
<b>Transgender</b>	0	0	0
<b>Total</b>	71	47 (66 %)	24 (34 %)

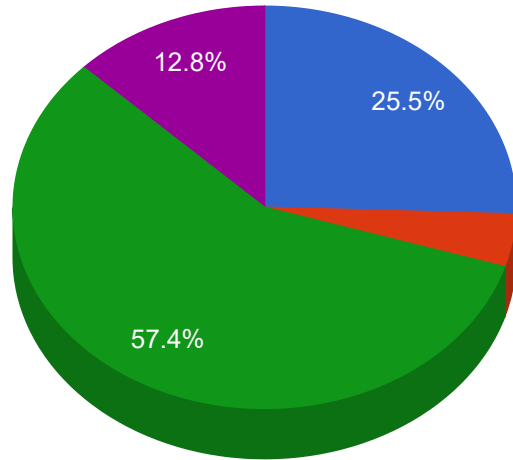
# Applicant Statistics - 2024 Endourology Fellowship Match

Visible to auditors

All Applicants By Type

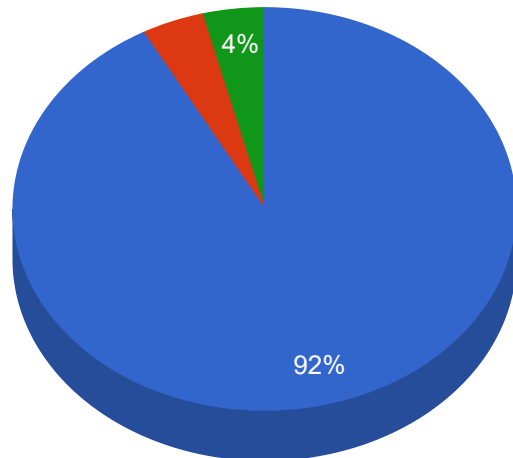


### Matched Applicants By Type



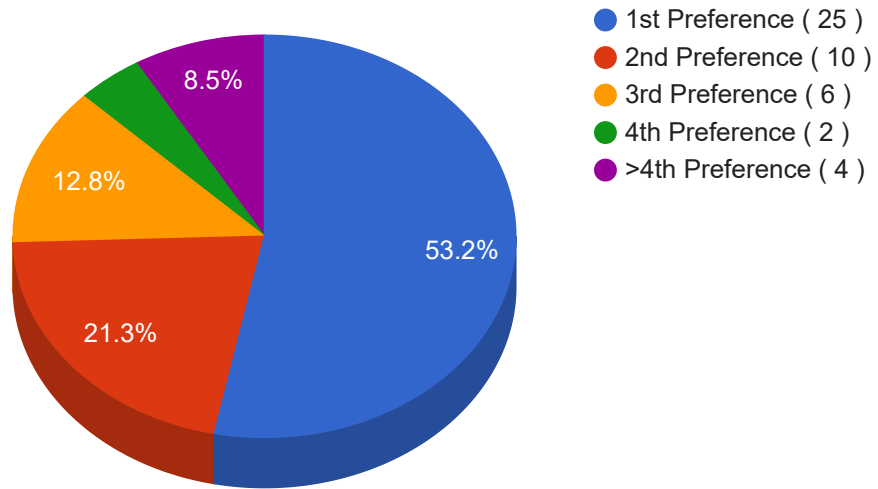
- International Medical Students & Graduates ( 12 )
- Previous Graduates (US) ( 2 )
- Chief Residents (US) ( 27 )
- Chief Residents (CAN) ( 6 )

### Unmatched Applicants By Type

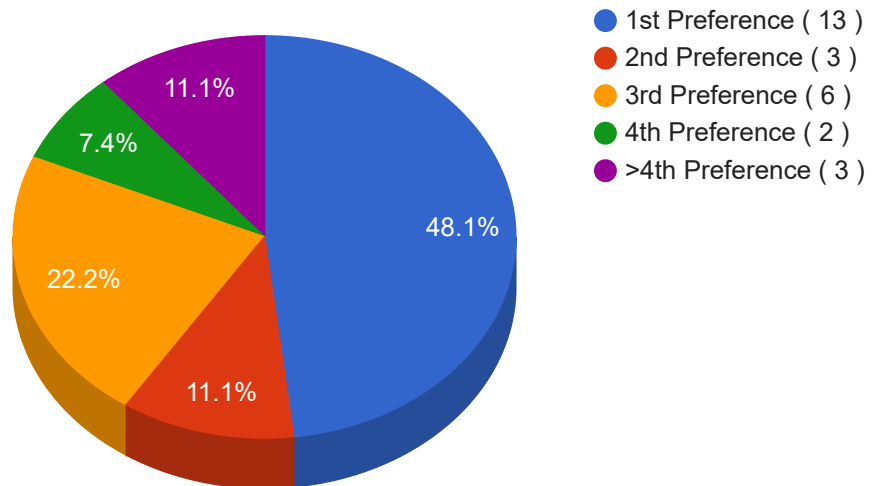


- International Medical Students & Graduates ( 23 )
- Previous Graduates (US) ( 1 )
- Chief Residents (US) ( 1 )

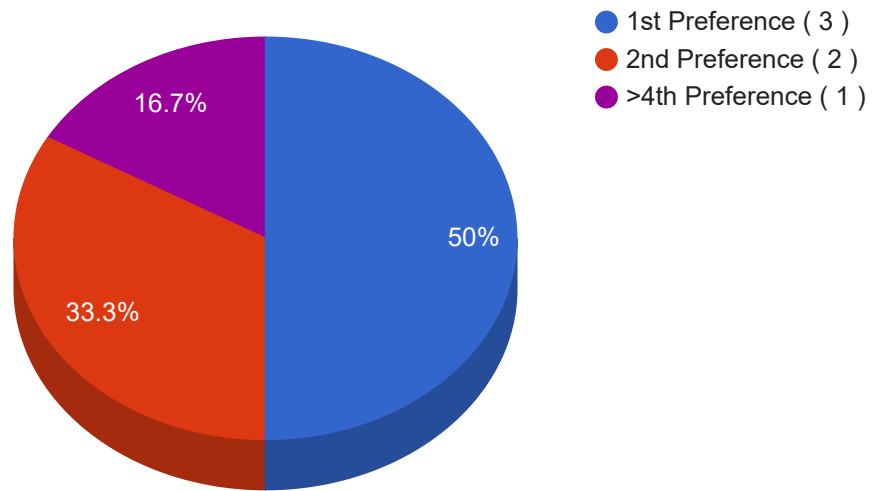
**Matches by Preference Selection - All Matched Applicants**



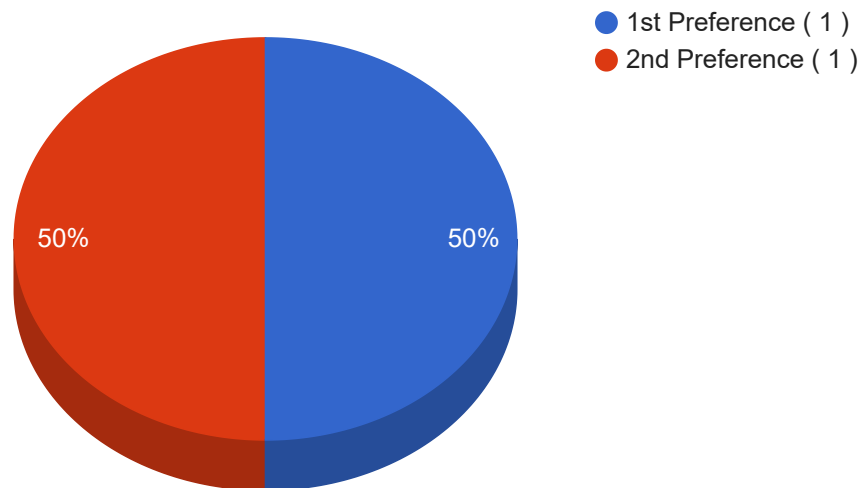
**Matches by Preference Selection - Chief Residents (US)**



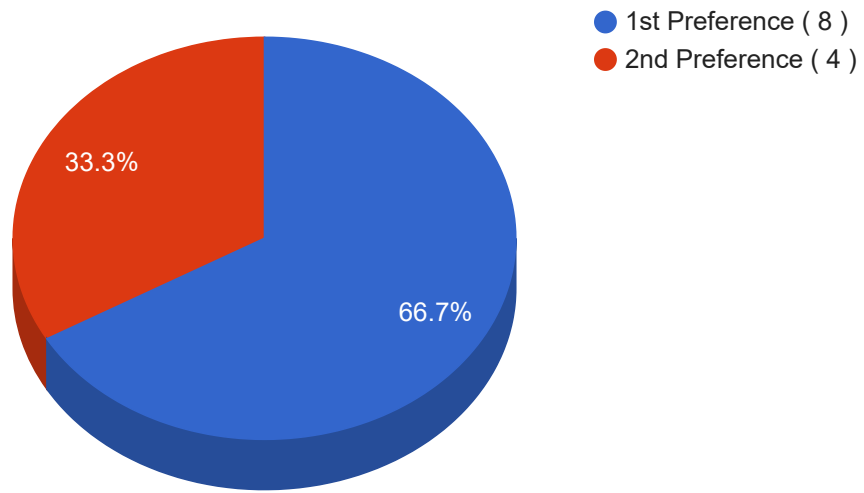
**Matches by Preference Selection - Chief Residents (CAN)**



**Matches by Preference Selection - Previous Graduates (US)**

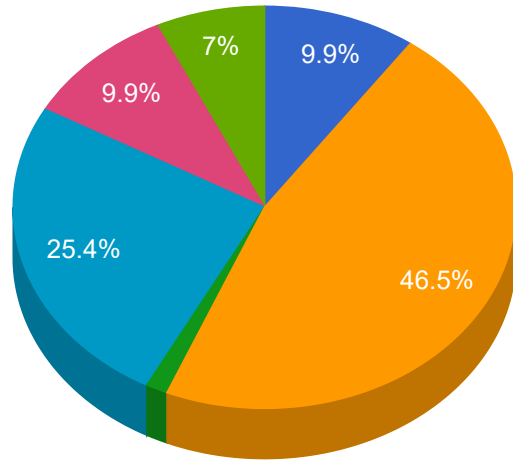


**Matches by Preference Selection - International Medical Students & Graduates**



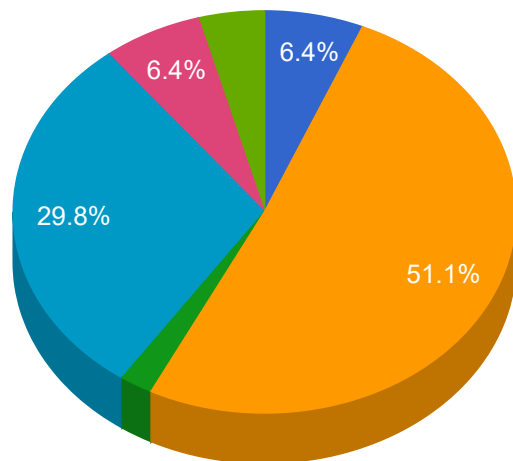


### All Applicants By Ethnicity



- Hispanic, Latino or of Spanish origin ( 7 )
- Asian ( 33 )
- Black or African American ( 1 )
- White ( 18 )
- Other ( 7 )
- Undisclosed ethnicity ( 5 )

### Matched Applicants by Ethnicity

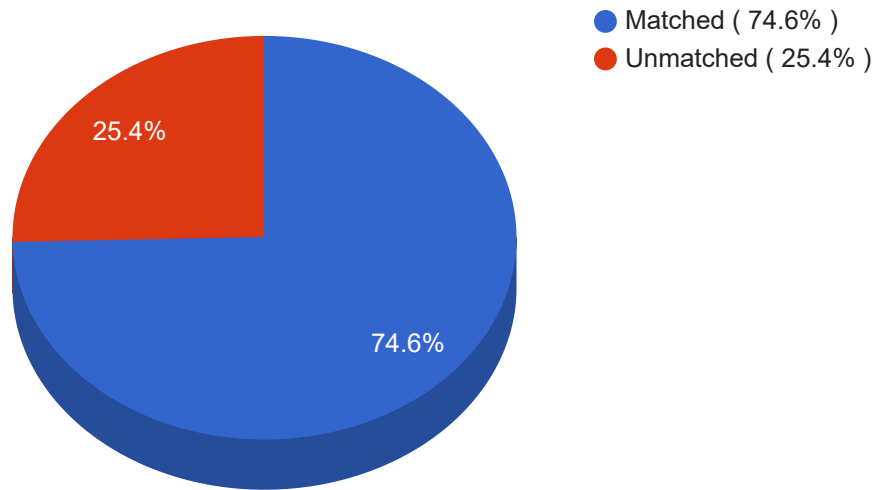


- Hispanic, Latino or of Spanish origin ( 3 )
- Asian ( 5 )
- Black or African American ( 1 )
- White ( 14 )
- Other ( 3 )
- Undisclosed ethnicity ( 2 )

# Program Statistics - 2024 Endourology Fellowship Match

Visible to auditors

**Programs - Matched vs Unmatched**



**Matches by Preference Selection - All Matched Programs**

