

# Match Statistics - 2024 Genitourinary Reconstructive Surgery (GURS) Fellowship Match

Visible to auditors

<b>Programs Registered</b>	30
<b>Programs Submitting Lists</b>	29
<b>Programs Matching All Vacancies</b>	29
<b>Programs with Unmatched Vacancies</b>	0
<b>Vacancies Listed</b>	
<b>Vacancies Matched</b>	30
<b>Vacancies Unmatched</b>	0
<b>Applicants Registered</b>	
<b>Applicants Submitting Lists</b>	39
<b>Applicants Ranked by Programs</b>	33
<b>Applicants Matched</b>	30
<b>Applicants Unmatched</b>	9

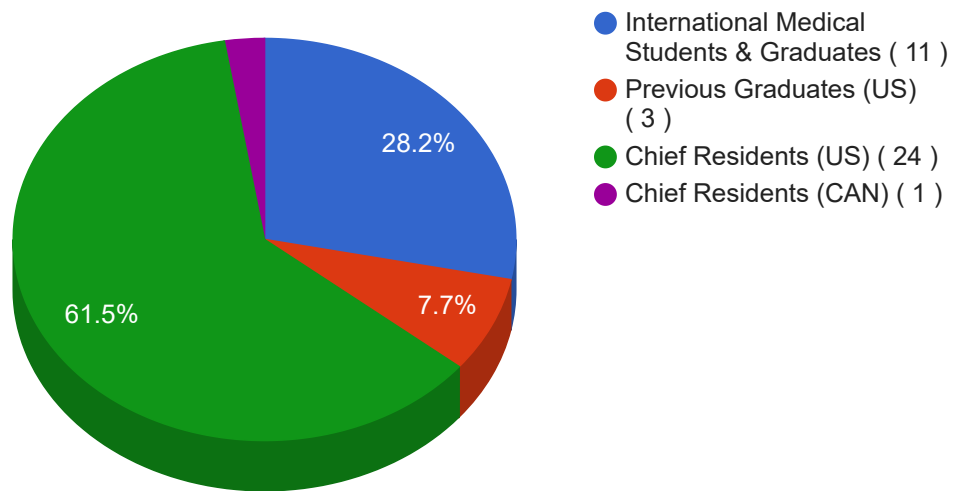
<b>Average Names on Program Preference Lists</b>	9		
<b>Average Names per Vacancy</b>	9		
<b>Average Offers per Vacancy</b>	2		
<b>Average Offers to Listing Applicants</b>	2		
<b>Average Offers to Non-listing Applicants</b>	0		
<b>Average Applications Received by Programs</b>	15		
<b>Average Interviews Given by Programs</b>	11		
<b>Average Names on Matched Applicant Preference Lists</b>	8		
<b>Average Names on UnMatched Applicant Preference Lists</b>	6		
<b>Average Applications Sent by Applicants</b>	9		
<b>Average Interviews Taken by Applicants</b>	7		
	<b>Total</b>	<b>Matched</b>	<b>Unmatched</b>
<b>Chief Residents MD(US &amp; CAN)</b>	25	23 (92 %)	2 (8 %)
<b>Chief Residents DO (US &amp; CAN)</b>	0	0	0
<b>Previous Graduates MD (US &amp; CAN)</b>	3	3 (100 %)	0 (0 %)
<b>Previous Graduates DO (US &amp; CAN)</b>	0	0	0
<b>International MD Medical Students and Graduates</b>	11	4 (36 %)	7 (64 %)
<b>International DO Medical Students and Graduates</b>	0	0	0
<b>Total</b>	39	30 (77 %)	9 (23 %)

	<b>Total</b>	<b>Matched</b>	<b>Unmatched</b>
<b>Male</b>	22	15 (68 %)	7 (32 %)
<b>Female</b>	17	15 (88 %)	2 (12 %)
<b>Non Binary</b>	0	0	0
<b>Transgender</b>	0	0	0
<b>Total</b>	39	30 (77 %)	9 (23 %)

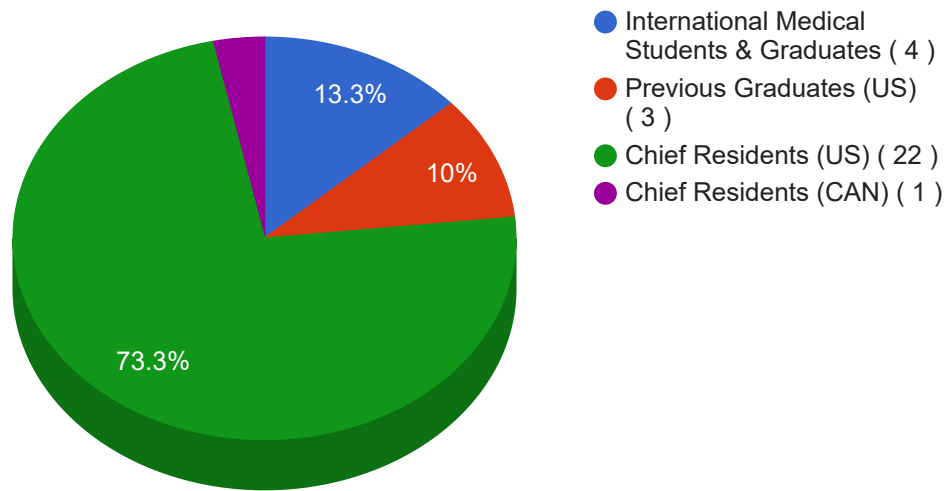
# Applicant Statistics - 2024 Genitourinary Reconstructive Surgery (GURS) Fellowship Match

Visible to auditors

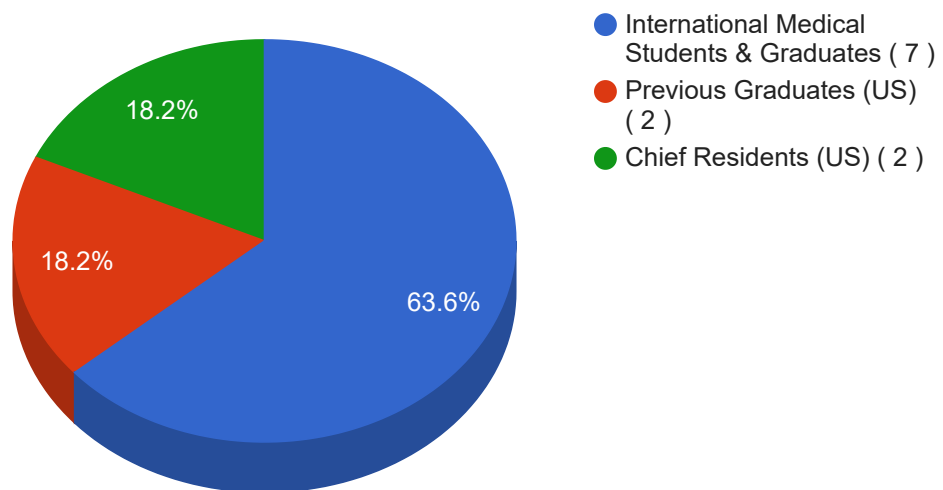
All Applicants By Type



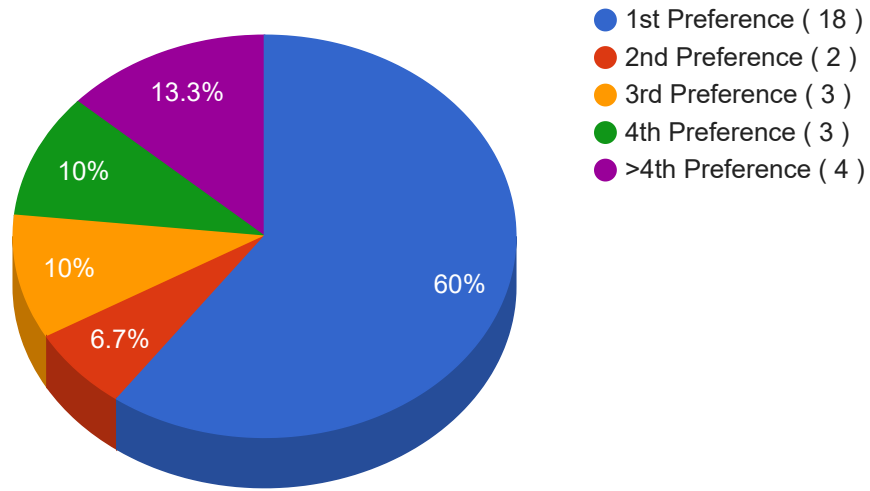
### Matched Applicants By Type



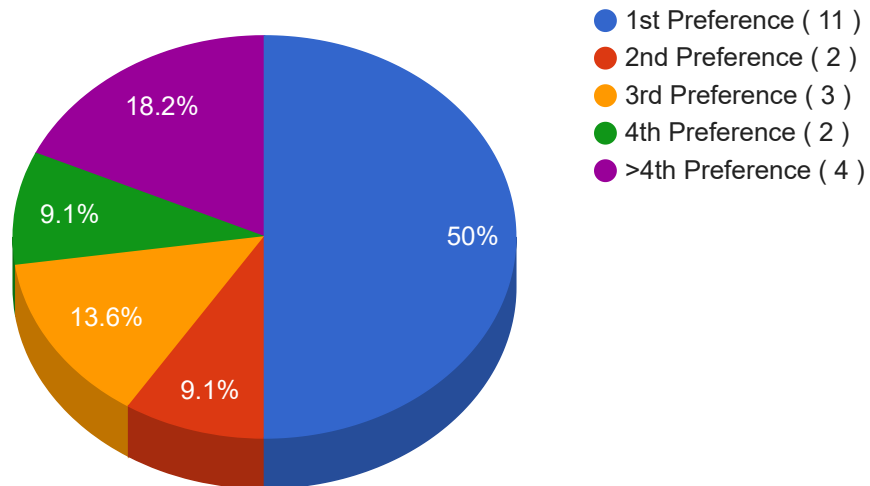
### Unmatched Applicants By Type



**Matches by Preference Selection - All Matched Applicants**

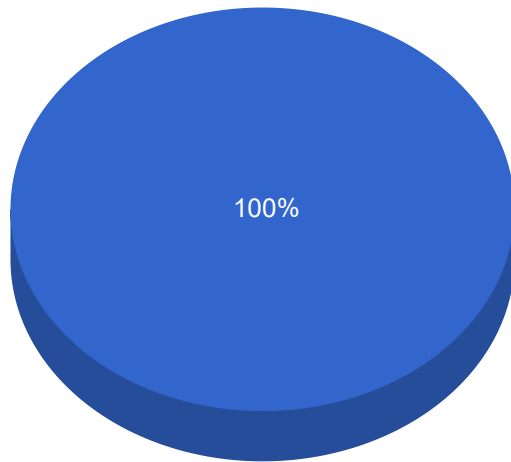


**Matches by Preference Selection - Chief Residents (US)**



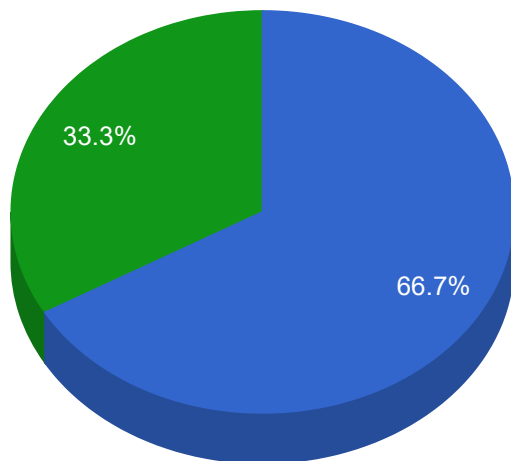
**Matches by Preference Selection - Chief Residents (CAN)**

● 1st Preference ( 1 )



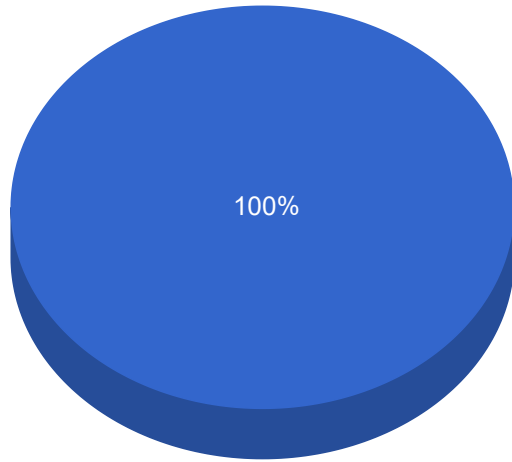
**Matches by Preference Selection - Previous Graduates (US)**

● 1st Preference ( 2 )  
● 4th Preference ( 1 )



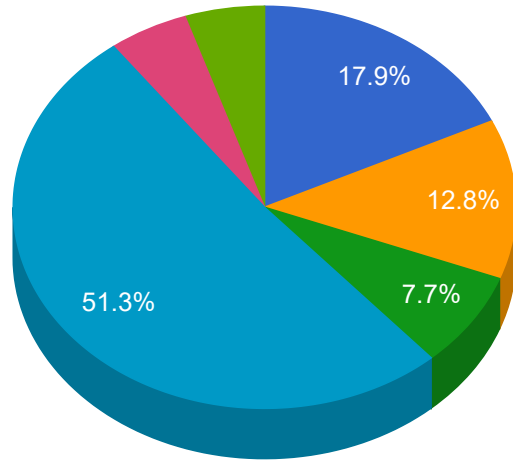
**Matches by Preference Selection - International Medical Students & Graduates**

● 1st Preference ( 4 )



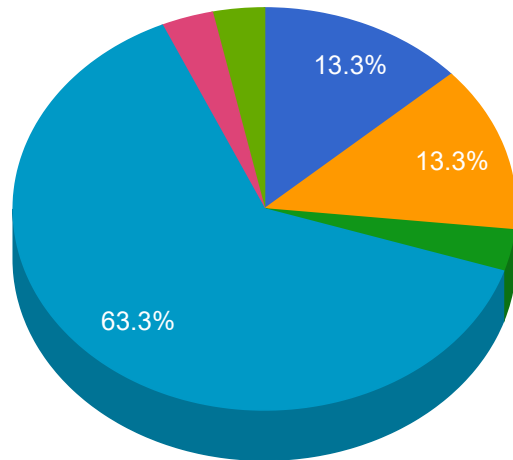


### All Applicants By Ethnicity



- Hispanic, Latino or of Spanish origin ( 7 )
- Asian ( 5 )
- Black or African American ( 3 )
- White ( 20 )
- Other ( 2 )
- Undisclosed ethnicity ( 2 )

### Matched Applicants by Ethnicity

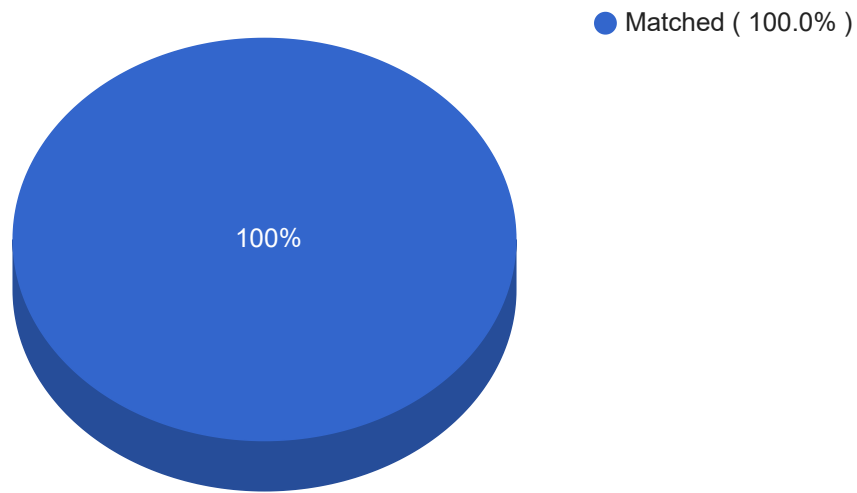


- Hispanic, Latino or of Spanish origin ( 4 )
- Asian ( 2 )
- Black or African American ( 1 )
- White ( 19 )
- Other ( 1 )
- Undisclosed ethnicity ( 1 )

# Program Statistics - 2024 Genitourinary Reconstructive Surgery (GURS) Fellowship Match

Visible to auditors

**Programs - Matched vs Unmatched**



**Matches by Preference Selection - All Matched Programs**

