

# Match Statistics - 2024 Pediatric Urology Fellowship Match

Visible to auditors

<b>Programs Registered</b>	24
<b>Programs Submitting Lists</b>	24
<b>Programs Matching All Vacancies</b>	19
<b>Programs with Unmatched Vacancies</b>	5
<b>Vacancies Listed</b>	24
<b>Vacancies Matched</b>	19
<b>Vacancies Unmatched</b>	5
<b>Applicants Registered</b>	22
<b>Applicants Submitting Lists</b>	21
<b>Applicants Ranked by Programs</b>	20
<b>Applicants Matched</b>	19
<b>Applicants Unmatched</b>	2
<b>Average Names on Program Preference Lists</b>	8
<b>Average Names per Vacancy</b>	8
<b>Average Offers per Vacancy</b>	2

<b>Average Offers to Listing Applicants</b>	2
<b>Average Offers to Non-listing Applicants</b>	0
<b>Average Applications Received by Programs</b>	10
<b>Average Interviews Given by Programs</b>	9

<b>Average Names on Matched Applicant Preference Lists</b>	11
<b>Average Names on UnMatched Applicant Preference Lists</b>	11
<b>Average Applications Sent by Applicants</b>	12
<b>Average Interviews Taken by Applicants</b>	10

	<b>Total</b>	<b>Matched</b>	<b>Unmatched</b>
<b>Chief Residents MD(US &amp; CAN)</b>	17	17 (100 %)	0 (0 %)
<b>Chief Residents DO (US &amp; CAN)</b>	0	0	0
<b>Previous Graduates MD (US &amp; CAN)</b>	1	1 (100 %)	0 (0 %)
<b>Previous Graduates DO (US &amp; CAN)</b>	0	0	0
<b>International MD Medical Students and Graduates</b>	3	1 (33 %)	2 (67 %)
<b>International DO Medical Students and Graduates</b>	0	0	0
<b>Total</b>	21	19 (90 %)	2 (10 %)

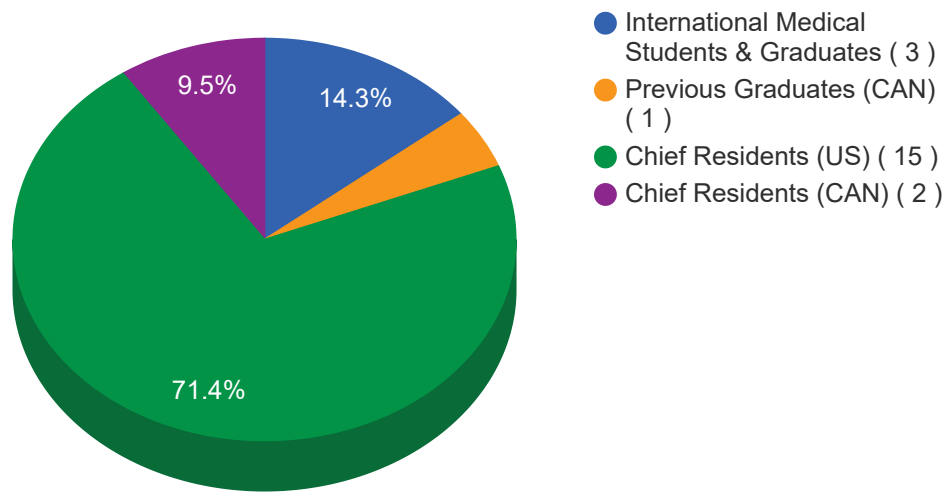
	<b>Total</b>	<b>Matched</b>	<b>Unmatched</b>
<b>Male</b>	12	10 (83 %)	2 (17 %)
<b>Female</b>	9	9 (100 %)	0 (0 %)
<b>Non Binary</b>	0	0	0

<b>Transgender</b>	0	0	0
<b>Total</b>	21	19 (90 %)	2 (10 %)

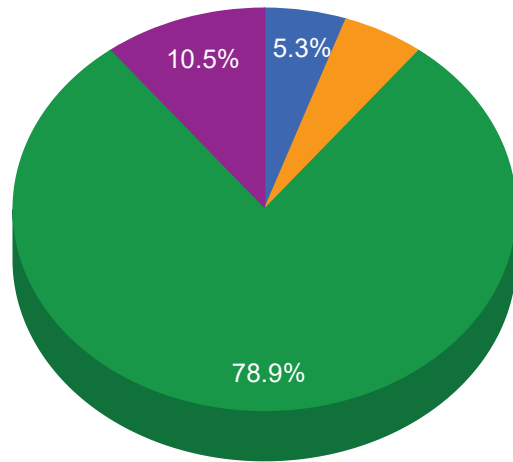
# Applicant Statistics - 2024 Pediatric Urology Fellowship Match

Visible to auditors

All Applicants By Type

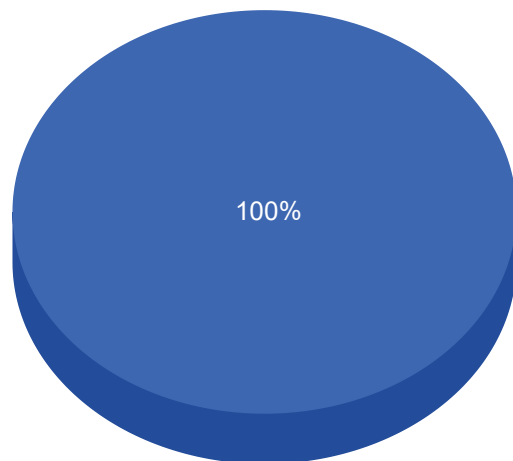


### Matched Applicants By Type



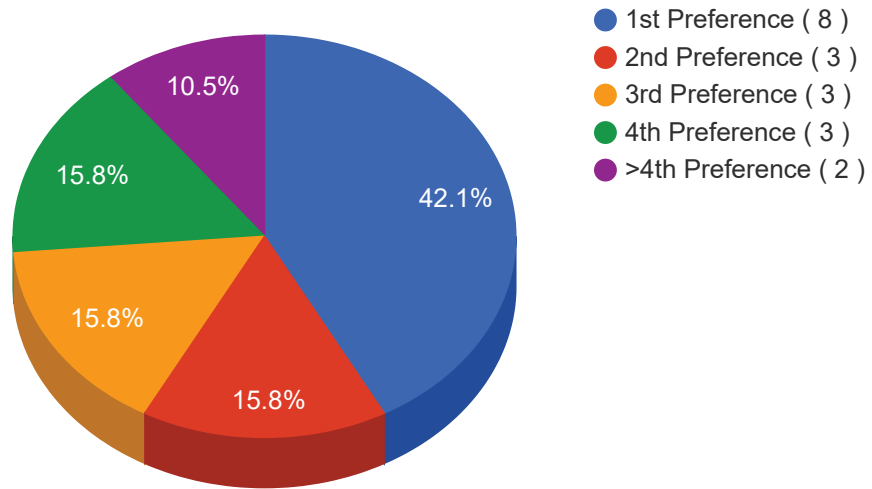
- International Medical Students & Graduates ( 1 )
- Previous Graduates (CAN) ( 1 )
- Chief Residents (US) ( 15 )
- Chief Residents (CAN) ( 2 )

### Unmatched Applicants By Type

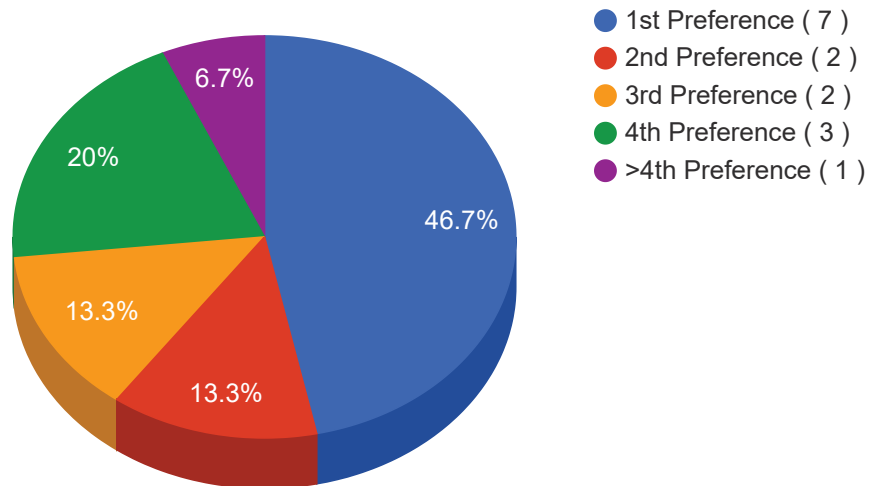


- International Medical Students & Graduates ( 2 )

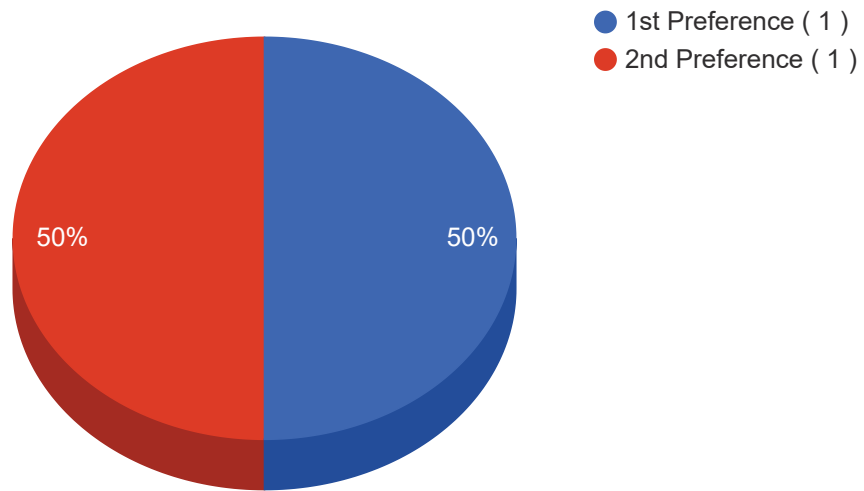
### Matches by Preference Selection - All Matched Applicants



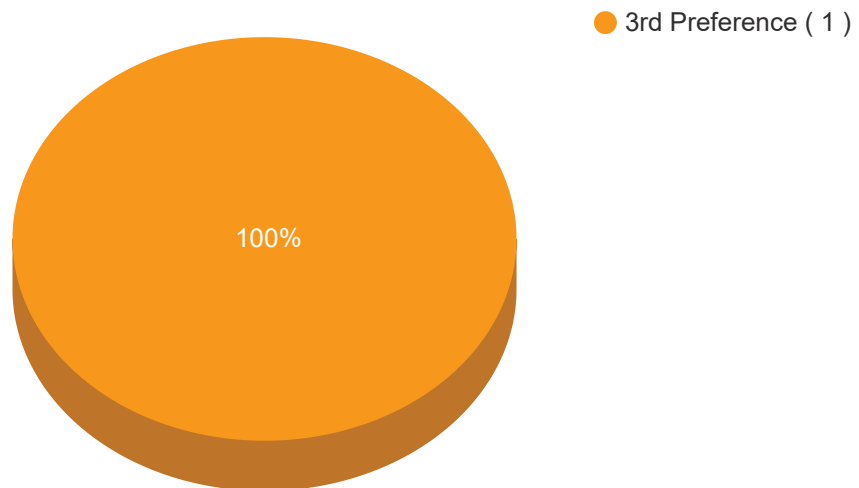
### Matches by Preference Selection - Chief Residents (US)



**Matches by Preference Selection - Chief Residents (CAN)**

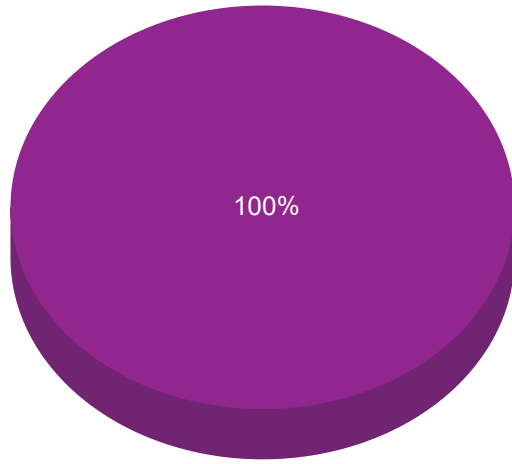


**Matches by Preference Selection - Previous Graduates (CAN)**



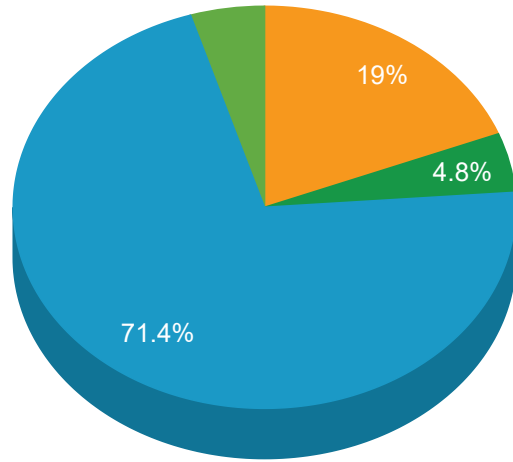
**Matches by Preference Selection - International Medical Students & Graduates**

● >4th Preference ( 1 )



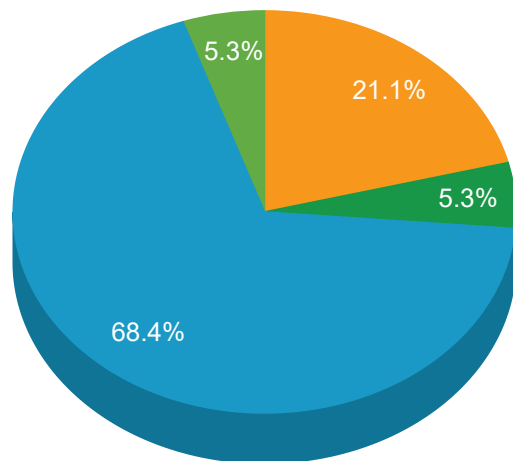


**All Applicants By Ethnicity**



- Asian ( 4 )
- Black or African American ( 1 )
- White ( 15 )
- Undisclosed ethnicity ( 1 )

**Matched Applicants by Ethnicity**

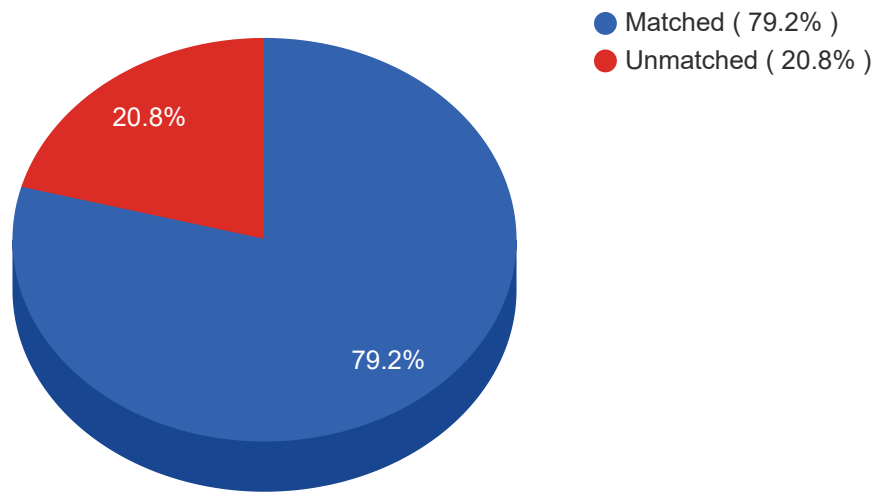


- Asian ( 1 )
- Black or African American ( 1 )
- White ( 13 )
- Undisclosed ethnicity ( 1 )

# Program Statistics - 2024 Pediatric Urology Fellowship Match

Visible to auditors

Programs - Matched vs Unmatched



**Matches by Preference Selection - All Matched Programs**

