

Match Statistics - 2024 Society of Urologic Oncology (SUO) Fellowship Match

Visible to auditors

Programs Registered	36
Programs Submitting Lists	35
Programs Matching All Vacancies	27
Programs with Unmatched Vacancies	8
Vacancies Listed	
Vacancies Matched	44
Vacancies Unmatched	10
Applicants Registered	
Applicants Submitting Lists	72
Applicants Ranked by Programs	55
Applicants Matched	44
Applicants Unmatched	28
Average Names on Program Preference Lists	12
Average Names per Vacancy	8
Average Offers per Vacancy	5

Average Offers to Listing Applicants	4
Average Offers to Non-listing Applicants	0
Average Applications Received by Programs	24
Average Interviews Given by Programs	13

Average Names on Matched Applicant Preference Lists	9
Average Names on UnMatched Applicant Preference Lists	7
Average Applications Sent by Applicants	12
Average Interviews Taken by Applicants	6

	Total	Matched	Unmatched
Chief Residents MD(US & CAN)	35	34 (97 %)	1 (3 %)
Chief Residents DO (US & CAN)	1	1 (100 %)	0 (0 %)
Previous Graduates MD (US & CAN)	3	2 (67 %)	1 (33 %)
Previous Graduates DO (US & CAN)	0	0	0
International MD Medical Students and Graduates	33	7 (21 %)	26 (79 %)
International DO Medical Students and Graduates	0	0	0
Total	72	44 (61 %)	28 (39 %)

	Total	Matched	Unmatched
Male	62	35 (56 %)	27 (44 %)
Female	10	9 (90 %)	1 (10 %)
Non Binary	0	0	0

Transgender

0

0

0

Total

72

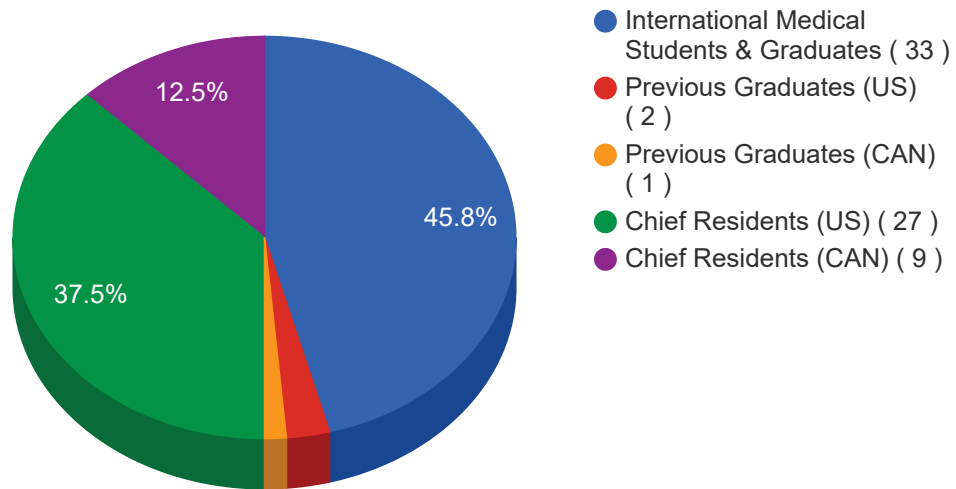
44 (61 %)

28 (39 %)

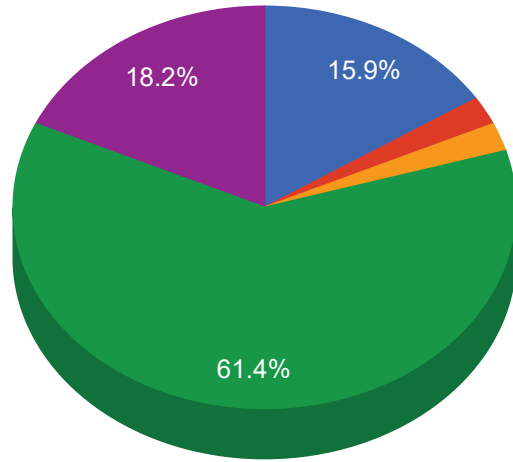
Applicant Statistics - 2024 Society of Urologic Oncology (SUO) Fellowship Match

Visible to auditors

All Applicants By Type

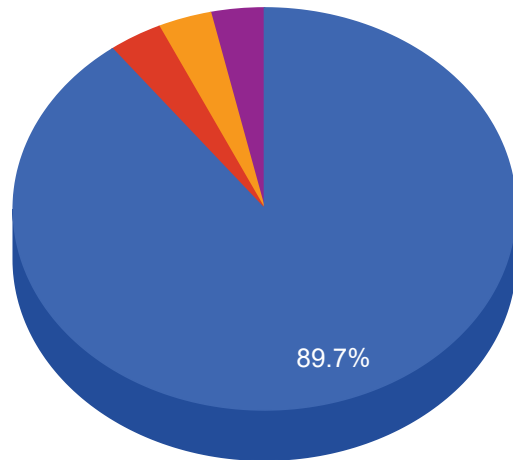


Matched Applicants By Type



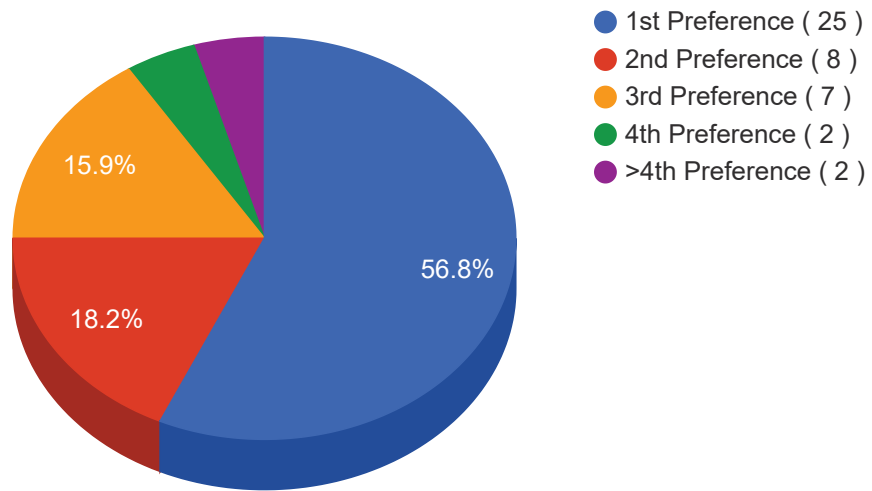
- International Medical Students & Graduates (7)
- Previous Graduates (US) (1)
- Previous Graduates (CAN) (1)
- Chief Residents (US) (27)
- Chief Residents (CAN) (8)

Unmatched Applicants By Type

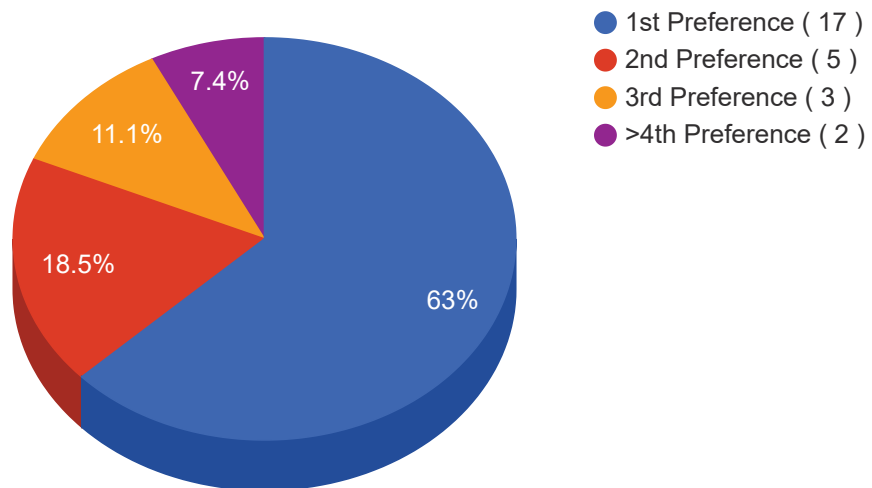


- International Medical Students & Graduates (26)
- Previous Graduates (US) (1)
- Previous Graduates (CAN) (1)
- Chief Residents (CAN) (1)

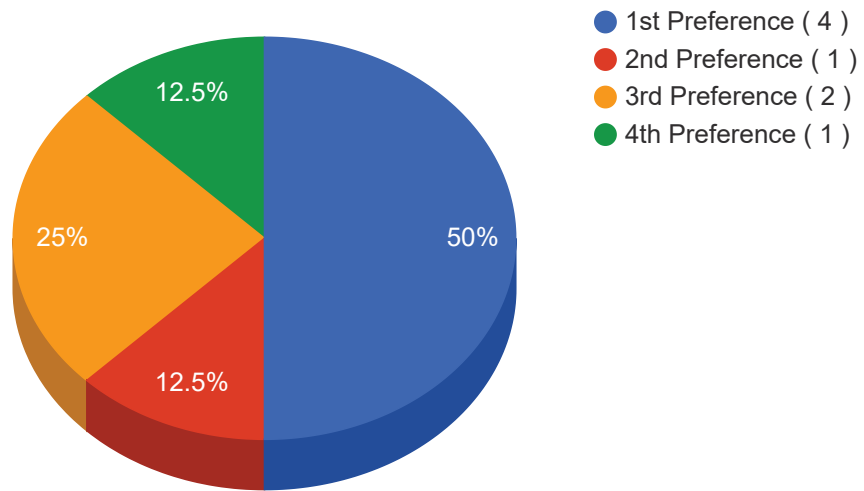
Matches by Preference Selection - All Matched Applicants



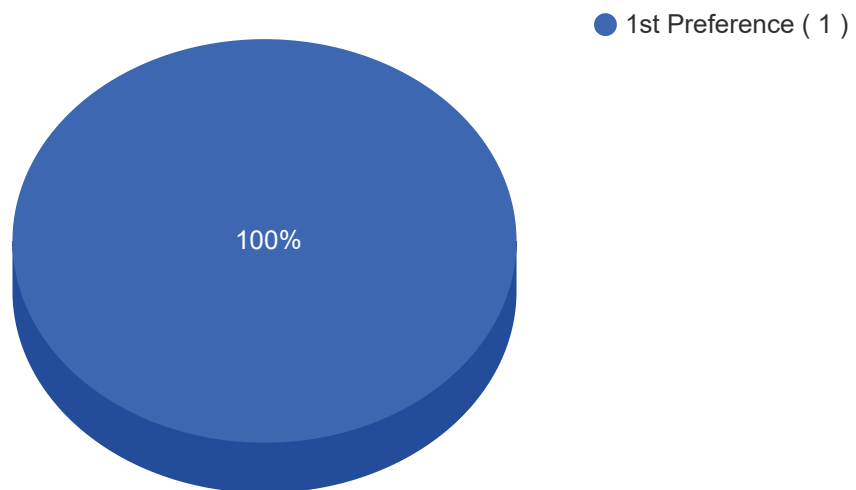
Matches by Preference Selection - Chief Residents (US)



Matches by Preference Selection - Chief Residents (CAN)

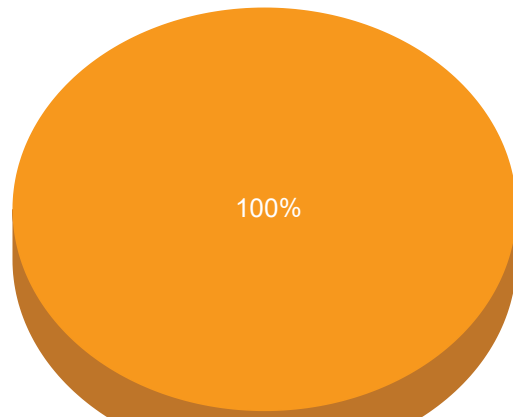


Matches by Preference Selection - Previous Graduates (US)



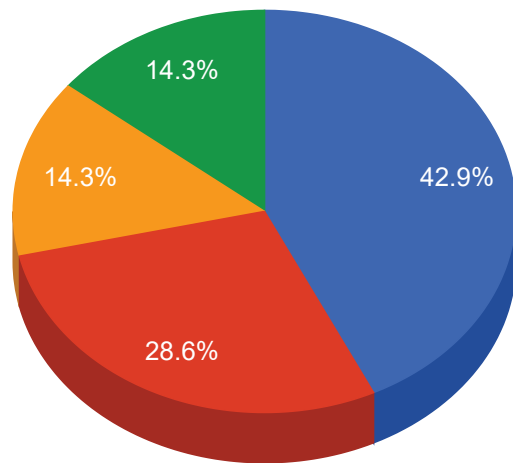
Matches by Preference Selection - Previous Graduates (CAN)

● 3rd Preference (1)

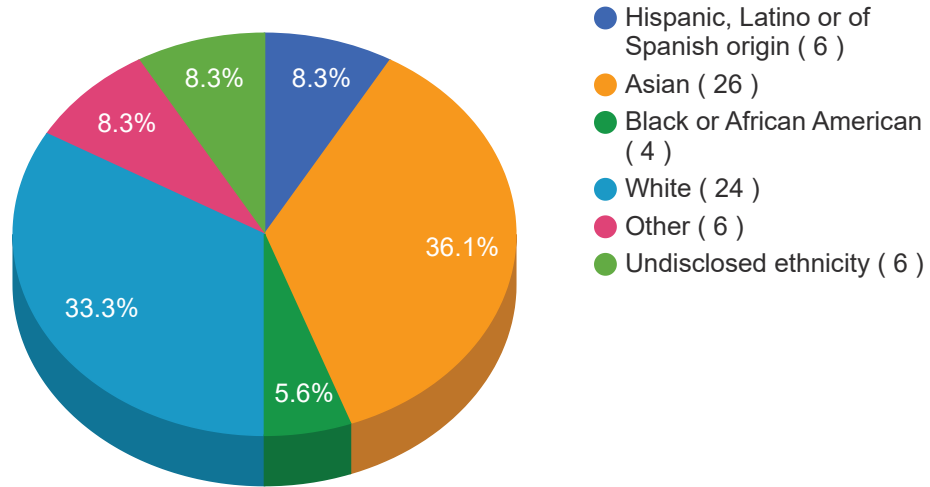


Matches by Preference Selection - International Medical Students & Graduates

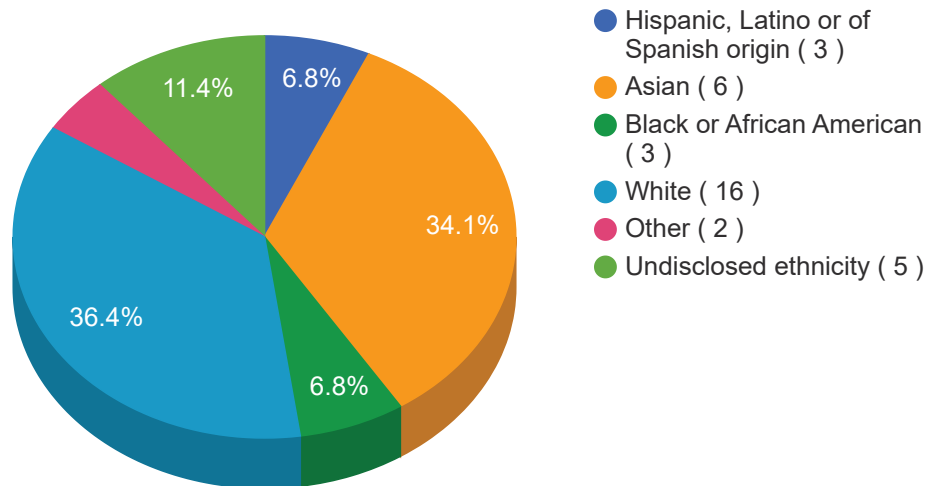
● 1st Preference (3)
● 2nd Preference (2)
● 3rd Preference (1)
● 4th Preference (1)



All Applicants By Ethnicity



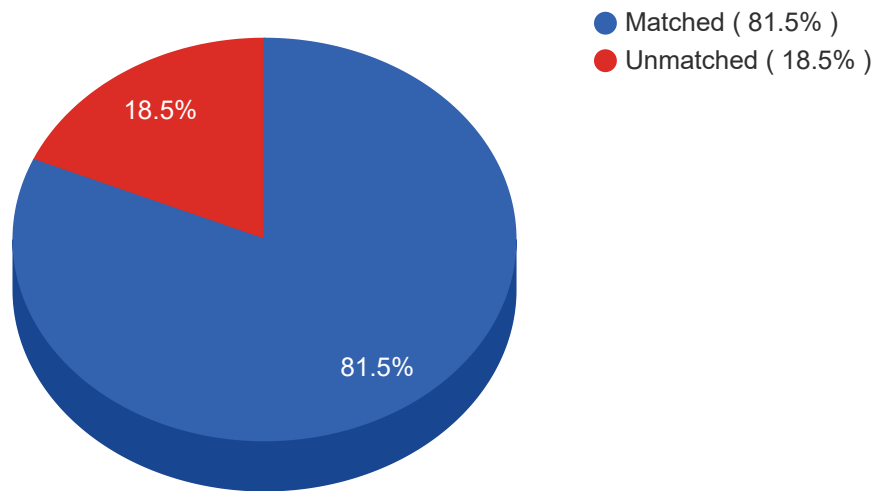
Matched Applicants by Ethnicity



Program Statistics - 2024 Society of Urologic Oncology (SUO) Fellowship Match

Visible to auditors

Programs - Matched vs Unmatched



Matches by Preference Selection - All Matched Programs

