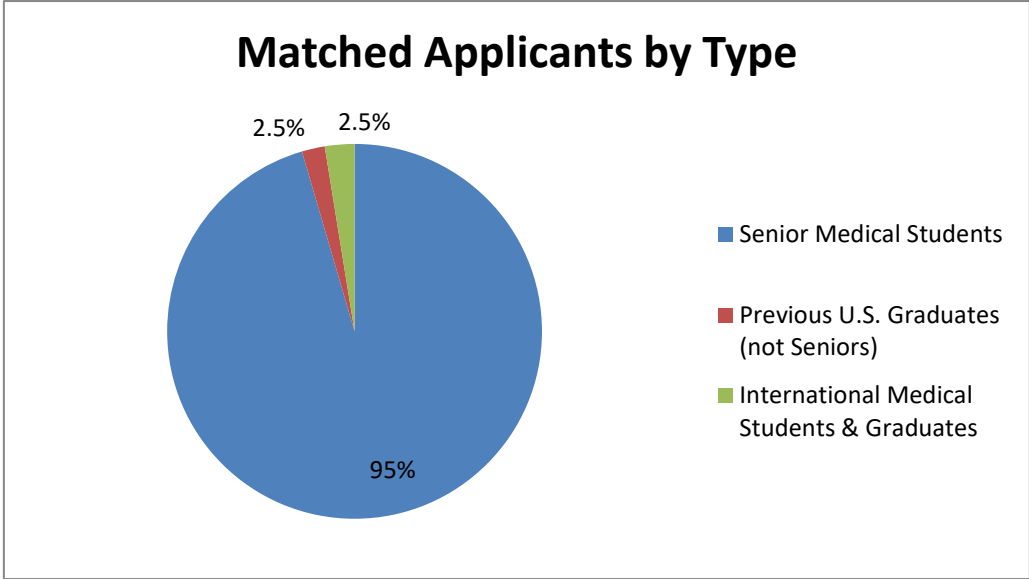
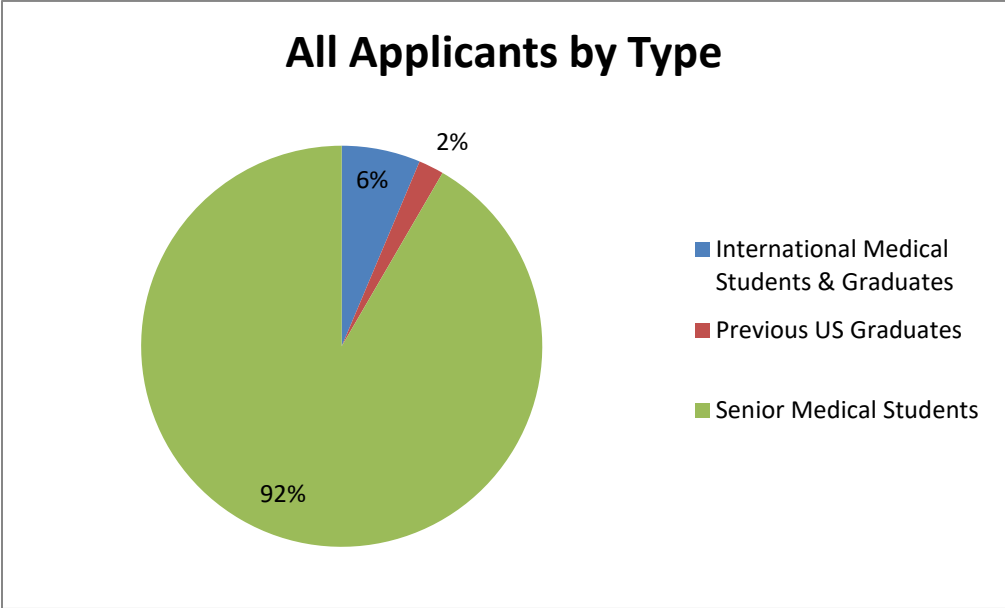




Programs Registered	142
Programs Submitting Lists	142
Programs Matching All Vacancies	141
Programs with Unmatched Vacancies	1
Vacancies Listed	354
Vacancies Matched	353
Vacancies Unmatched	1
Applicants Registered	484
Applicants Submitting Lists	441
Applicants Ranked by Programs	430
Applicants Matched	353
Applicants Unmatched	88
Average Names on Program Preference Lists	38
Average Names per Vacancy	15
Average Applications Received by Programs	243
Average Interviews Given by Programs	40
Average Names on Matched Applicant Preference Lists	15
Average Names on Unmatched Applicants Preference Lists	10
Average Applications Sent by Applicants	74
Average Interviews Taken by Applicants	13
Average Offers per Vacancy	13
Average Offers to Listing Applicants	12
Average Offers to Non-listing Applicants	1

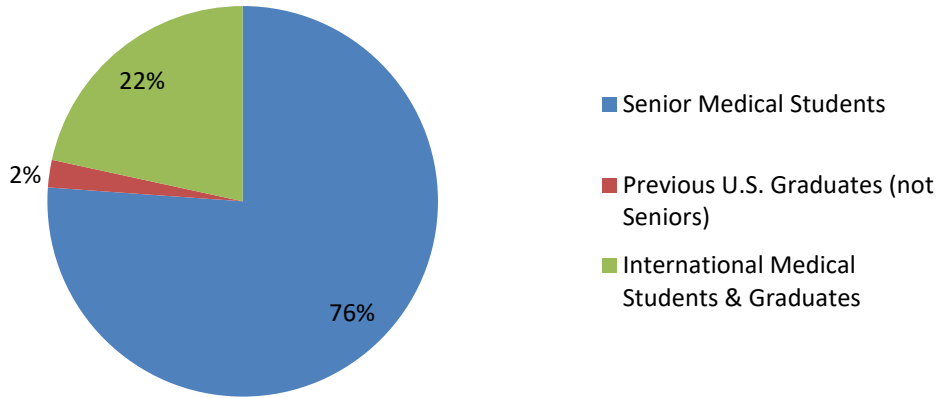
	Total*	Matched	Unmatched
Senior Medical Students	404	337 (83 %)	67 (17 %)
Previous U.S. Graduates (not Seniors)	9	7 (78 %)	2 (22 %)
Foreign Medical Students and Graduates	28	9 (32 %)	19 (68 %)
Total	441	353 (80 %)	88 (20 %)

	Total*	Matched	Unmatched
Male	286	221 (77 %)	65 (23 %)
Female	122	105 (86 %)	17 (14 %)
Undisclosed	33	27 (82 %)	6 (18 %)
Total	441	353 (80 %)	88 (20 %)

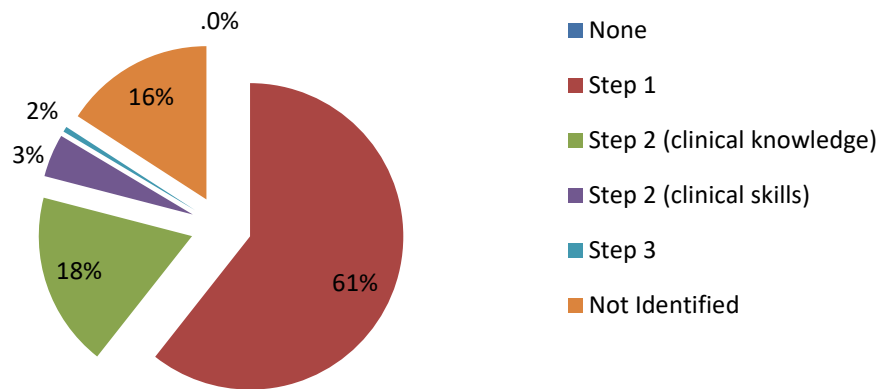




Unmatched Applicants by Type



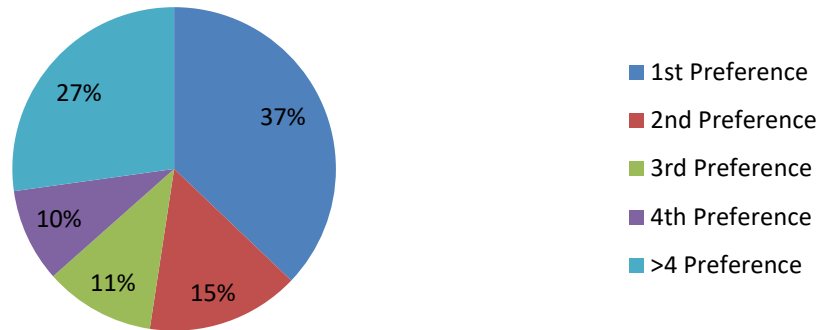
USMLE Steps of Matched Applicants



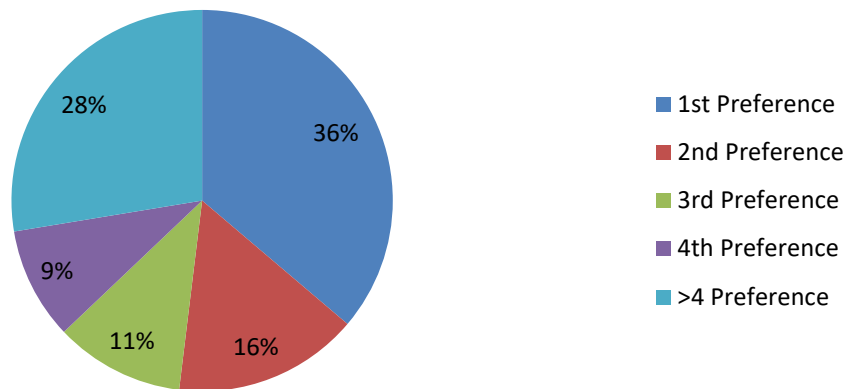
USMLE: United States Medical Licensing Examination, a three-step examination for medical licensure in the United



Matches by Preference Selection - All Matched Applicants

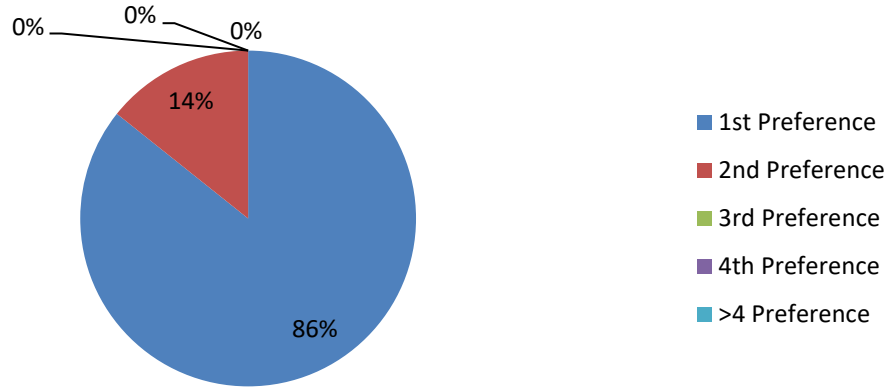


Matches by Preference Selection - US Seniors

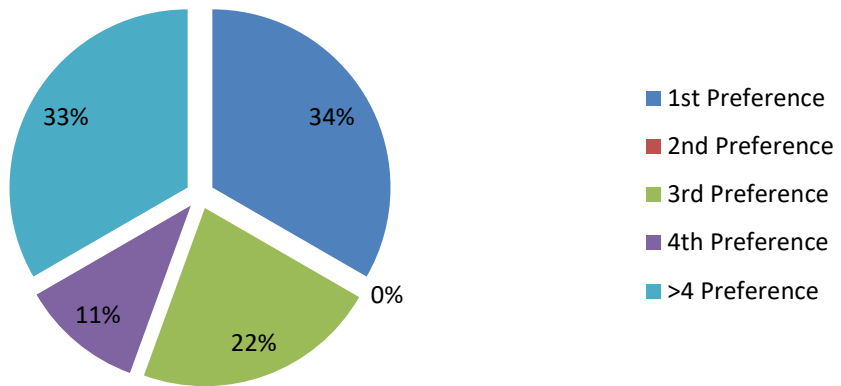




Matched Applicants - Previous US Graduates

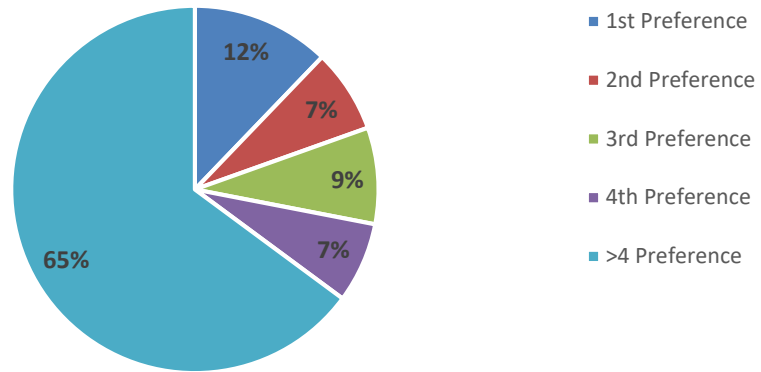


Matched Applicants - International Applicants





Matched Programs - by Preference Selection - Matched



Programs - Matched vs. Unmatched

