

Match Statistics - 2027 Andrology Fellowship Match

Visible to auditors

Programs Registered	17
Programs Submitting Lists	17
Programs Matching All Vacancies	15
Programs with Unmatched Vacancies	2
Vacancies Listed	21
Vacancies Matched	19
Vacancies Unmatched	2
Applicants Registered	36
Applicants Submitting Lists	27
Applicants Ranked by Programs	21
Applicants Matched	19
Applicants Unmatched	8

Average Names on Program Preference Lists	11
Average Names per Vacancy	9
Average Offers per Vacancy	2
Average Offers to Listing Applicants	2
Average Offers to Non-listing Applicants	0
Average Applications Received by Programs	15
Average Interviews Given by Programs	12

Average Names on Matched Applicant Preference Lists	9
Average Names on UnMatched Applicant Preference Lists	5
Average Applications Sent by Applicants	9
Average Interviews Taken by Applicants	7

	Total	Matched	Unmatched
Chief Residents MD(US & CAN)	21	19 (90 %)	2 (10 %)
International MD Medical Students and Graduates	6	0 (0 %)	6 (100 %)
Total	27	19 (70 %)	8 (30 %)

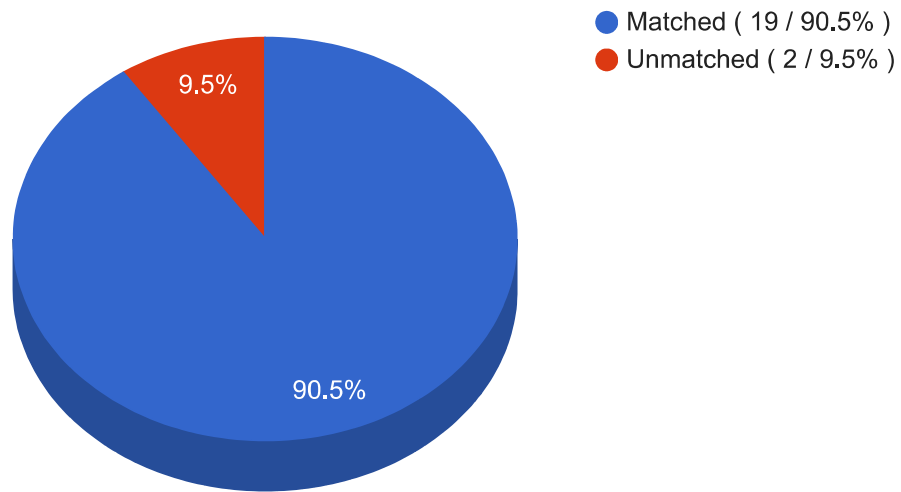
	Total	Matched	Unmatched
Male	20	13 (65 %)	7 (35 %)
Female	6	6 (100 %)	0 (0 %)

Undisclosed	1	0 (0 %)	1 (100 %)
Total	27	19 (70 %)	8 (30 %)

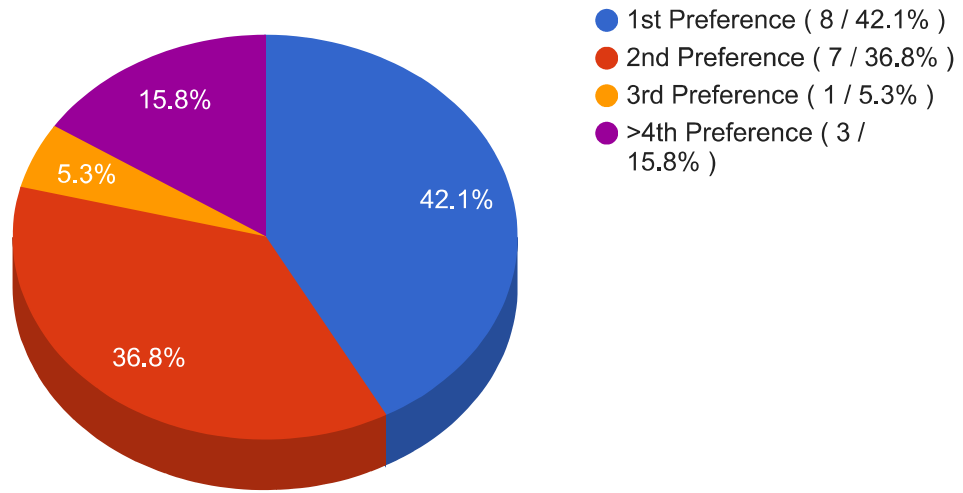
Program Statistics - 2027 Andrology Fellowship Match

Visible to auditors

Programs - Matched vs Unmatched



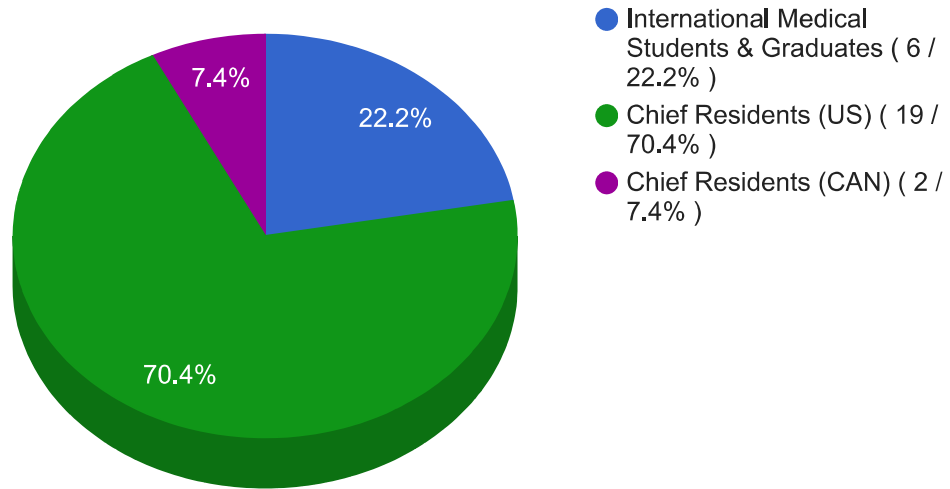
Matches by Preference Selection - All Matched Programs



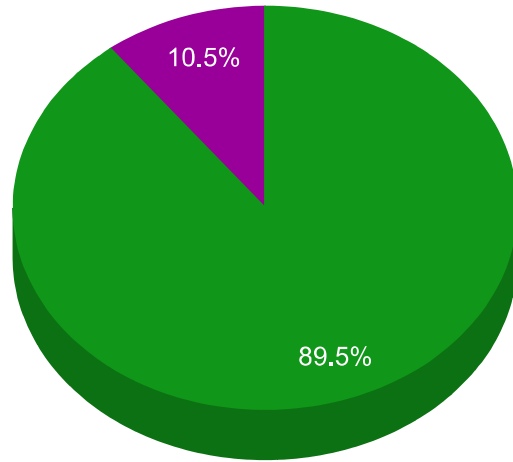
Applicant Statistics - 2027 Andrology Fellowship Match

Visible to auditors

All Applicants By Type

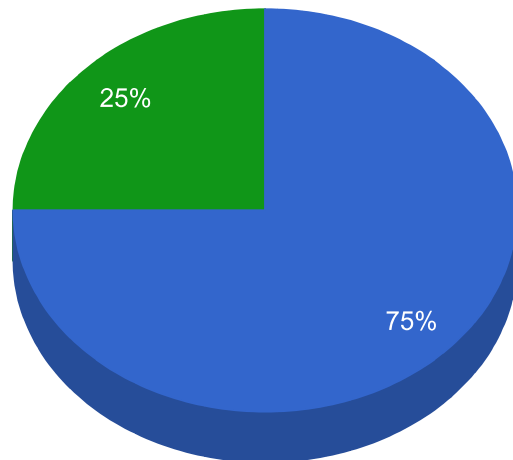


Matched Applicants By Type



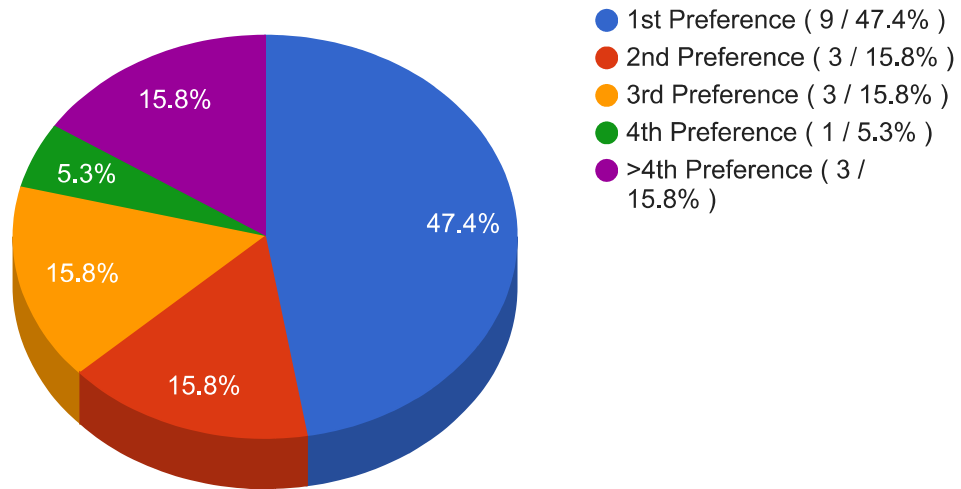
- Chief Residents (US) (17 / 89.5%)
- Chief Residents (CAN) (2 / 10.5%)

Unmatched Applicants By Type

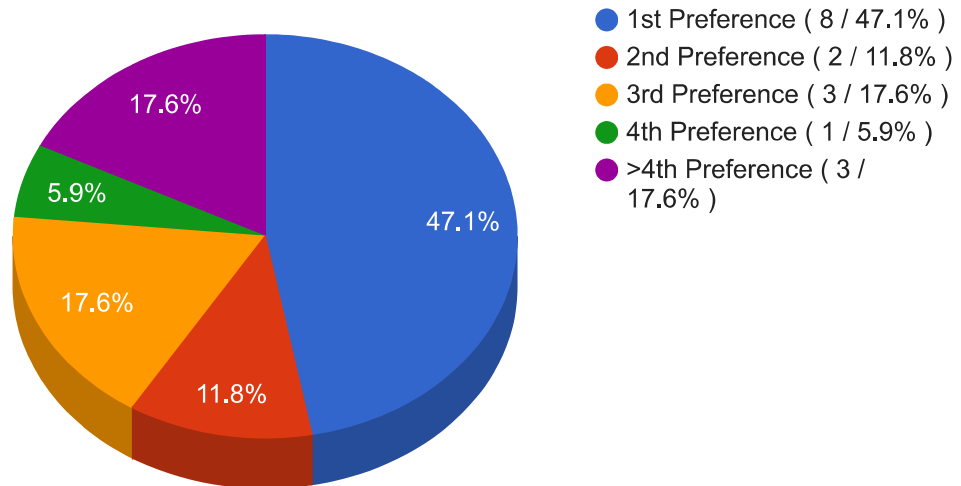


- International Medical Students & Graduates (6 / 75.0%)
- Chief Residents (US) (2 / 25.0%)

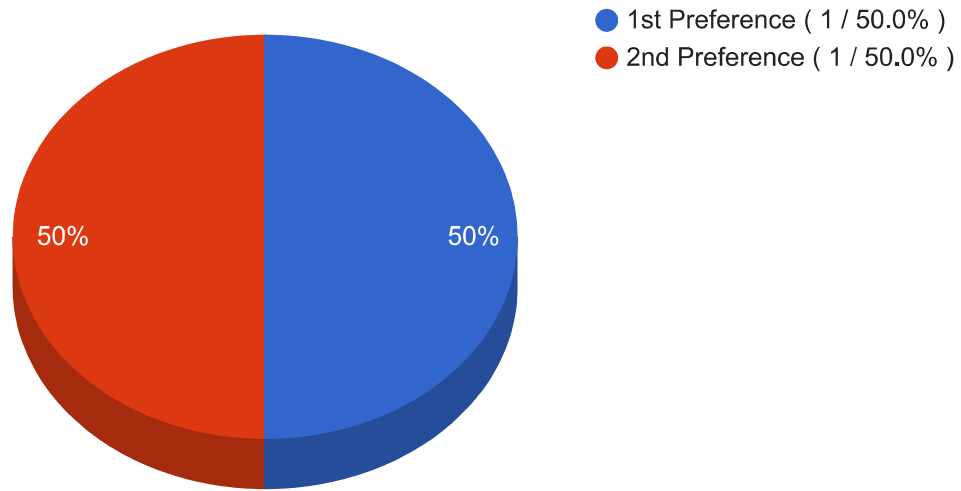
Matches by Preference Selection - All Matched Applicants



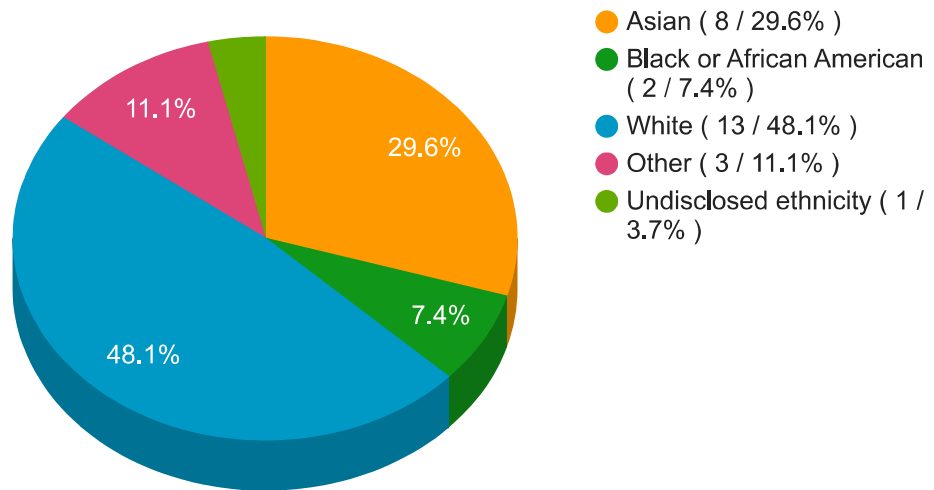
Matches by Preference Selection - Chief Residents (US)



Matches by Preference Selection - Chief Residents (CAN)



All Applicants By Ethnicity - Primary Ethnicity Only



Matched Applicants by Ethnicity - Primary Ethnicity Only

