

Match Statistics Exact - 2027 Society of Genitourinary Reconstructive Surgeons Match (GURS)

Visible to auditors

Programs Registered	36
Programs Submitting Lists	36
Programs Matching All Vacancies	32
Programs with Unmatched Vacancies	4
Vacancies Listed	
Vacancies Matched	34
Vacancies Unmatched	4
Applicants Registered	
Applicants Submitting Lists	55
Applicants Ranked by Programs	48
Applicants Matched	34
Applicants Unmatched	21

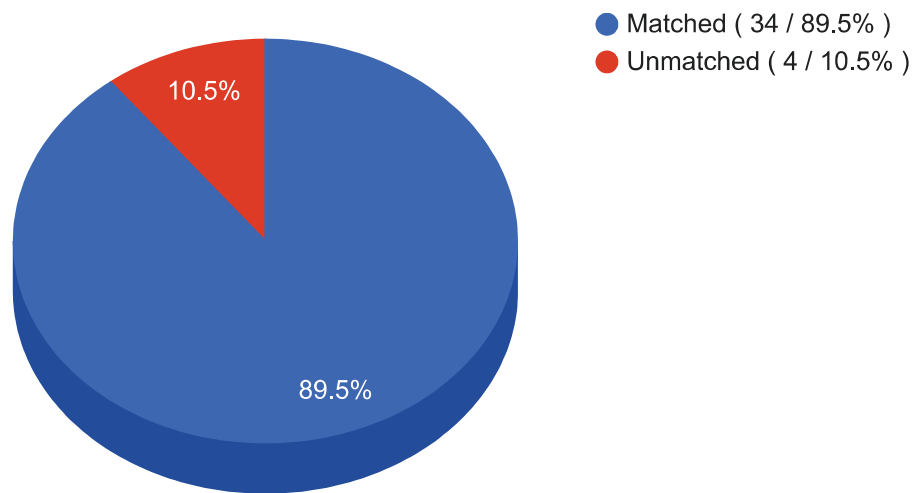
Average Names on Program Preference Lists	7.58		
Average Names per Vacancy	7.18		
Average Offers per Vacancy	2.18		
Average Offers to Listing Applicants	1.97		
Average Offers to Non-listing Applicants	0.21		
Average Applications Received by Programs	0.00		
Average Interviews Given by Programs	9.11		
Average Names on Matched Applicant Preference Lists	6.38		
Average Names on UnMatched Applicant Preference Lists	4.52		
Average Applications Sent by Applicants	7.36		
Average Interviews Taken by Applicants	5.36		
	Total	Matched	Unmatched
Chief Residents MD (US)	26	21 (80.77 %)	5 (19.23 %)
Chief Residents MD (CAN)	2	1 (50.00 %)	1 (50.00 %)
Previous MD Graduates (US)	2	2 (100.00 %)	0 (0.00 %)
International MD Medical Students and Graduates	25	10 (40.00 %)	15 (60.00 %)
Total	55	34 (61.82 %)	21 (38.18 %)

	Total	Matched	Unmatched
Male	31	21 (67.74 %)	10 (32.26 %)
Female	21	13 (61.90 %)	8 (38.10 %)
Undisclosed	3	0 (0.00 %)	3 (100.00 %)
Total	55	34 (61.82 %)	21 (38.18 %)

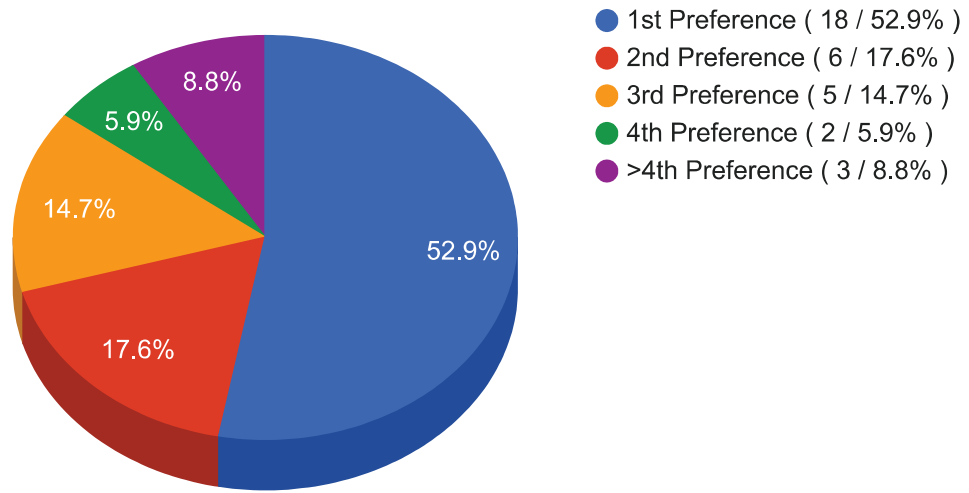
Program Statistics - 2027 Society of Genitourinary Reconstructive Surgeons Match (GURS)

Visible to auditors

Programs - Matched vs Unmatched



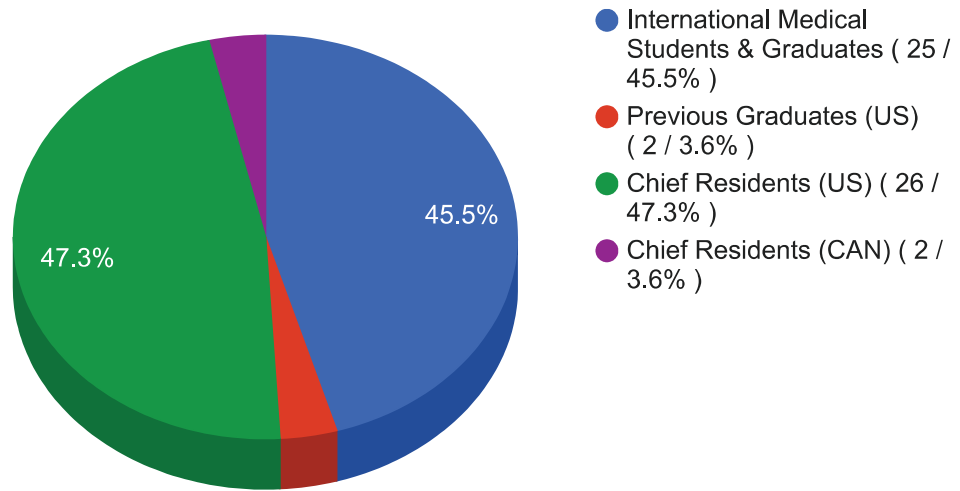
Matches by Preference Selection - All Matched Programs



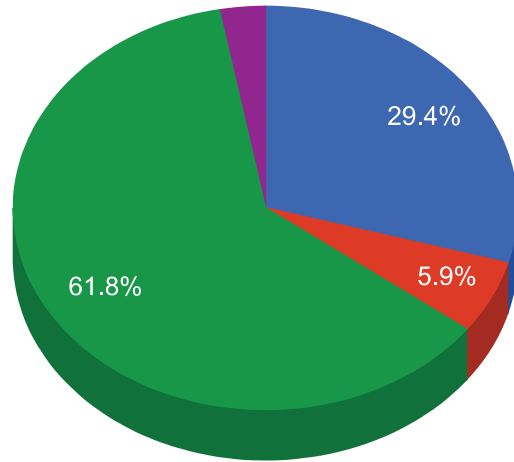
Applicant Statistics - 2027 Society of Genitourinary Reconstructive Surgeons Match (GURS)

Visible to auditors

All Applicants By Type

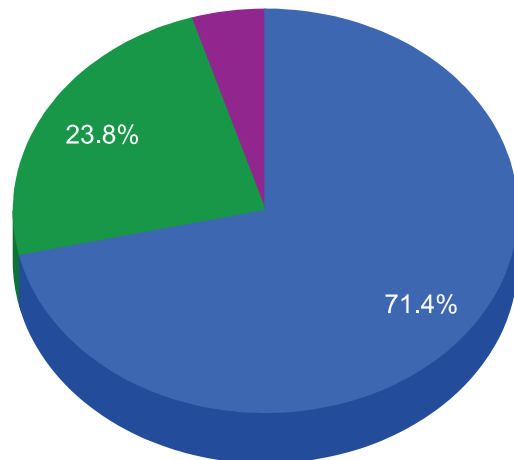


Matched Applicants By Type



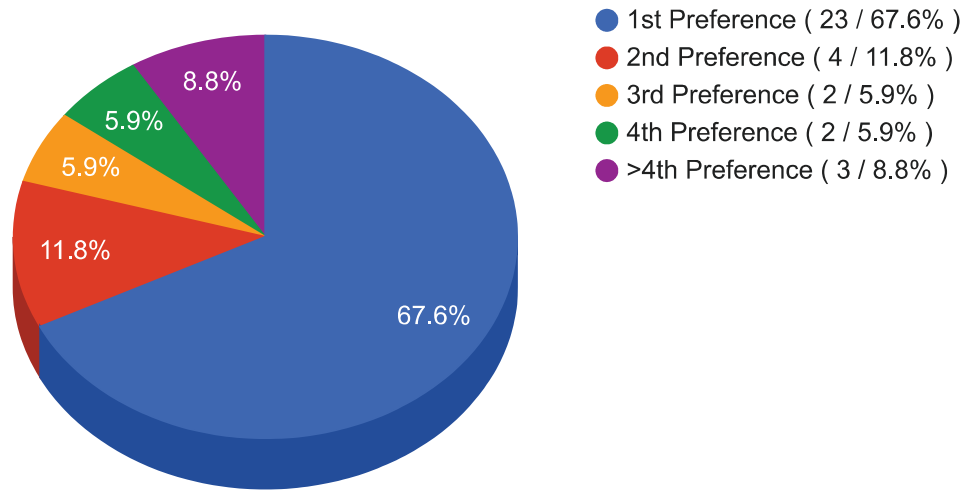
- International Medical Students & Graduates (10 / 29.4%)
- Previous Graduates (US) (2 / 5.9%)
- Chief Residents (US) (21 / 61.8%)
- Chief Residents (CAN) (1 / 2.9%)

Unmatched Applicants By Type

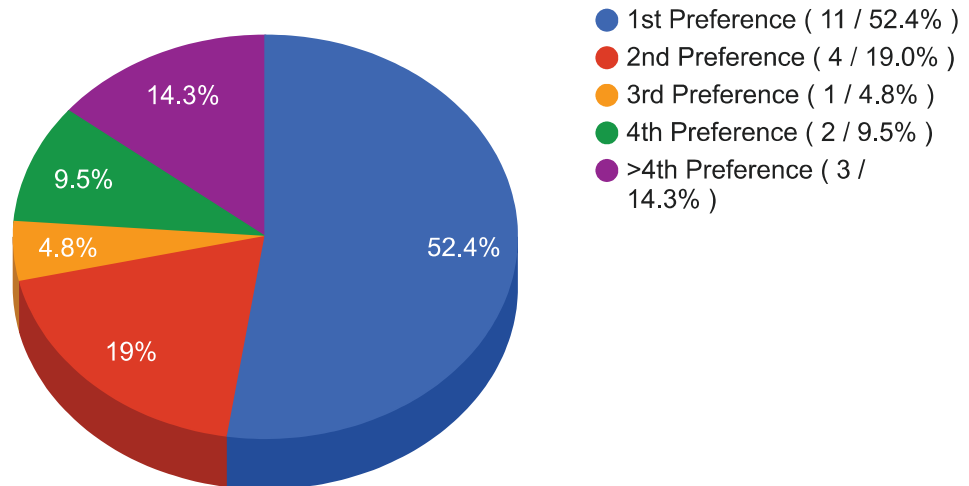


- International Medical Students & Graduates (15 / 71.4%)
- Chief Residents (US) (5 / 23.8%)
- Chief Residents (CAN) (1 / 4.8%)

Matches by Preference Selection - All Matched Applicants

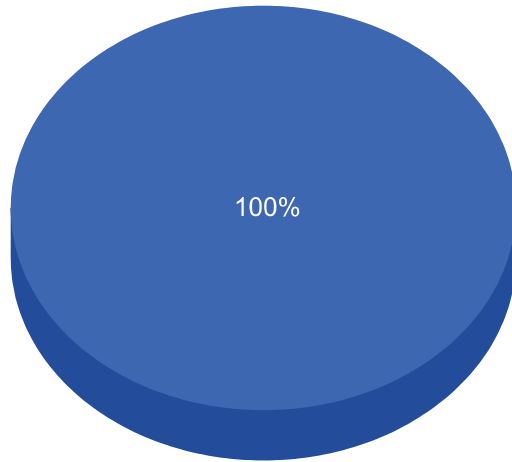


Matches by Preference Selection - Chief Residents (US)



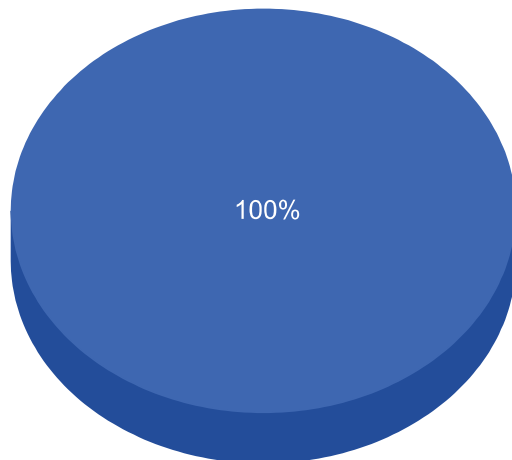
Matches by Preference Selection - Chief Residents (CAN)

● 1st Preference (1 / 100.0%)

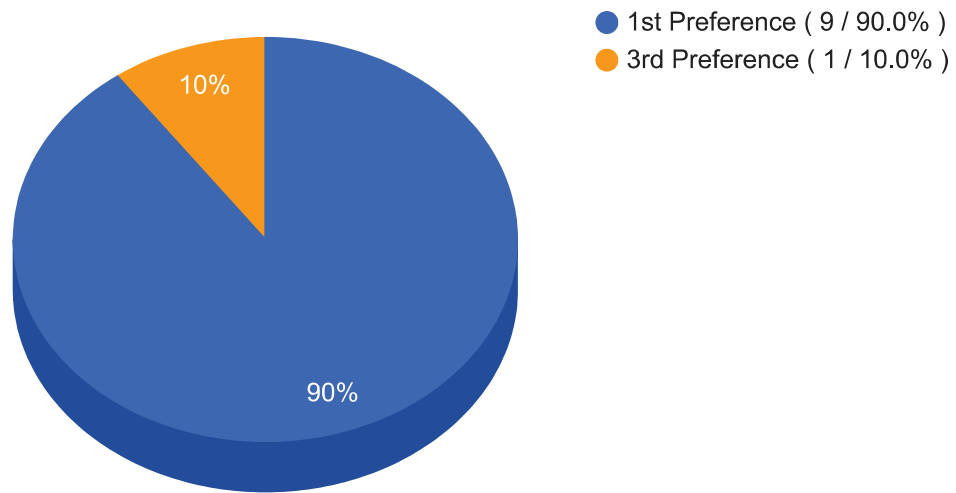


Matches by Preference Selection - Previous Graduates (US)

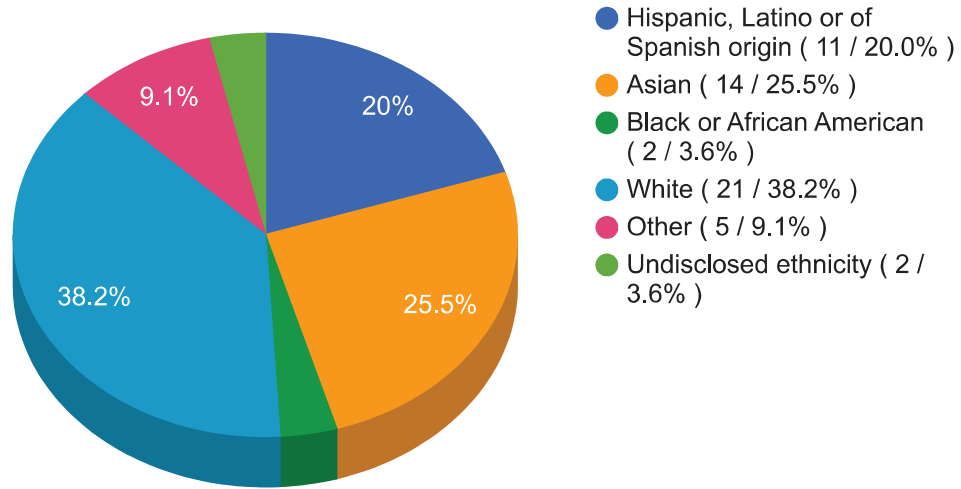
● 1st Preference (2 / 100.0%)



Matches by Preference Selection - International Medical Students & Graduates



All Applicants By Ethnicity - Primary Ethnicity Only



Matched Applicants by Ethnicity - Primary Ethnicity Only

