



# Match Statistics - 2027 Society of Urologic Oncology (SUO) Fellowship Match

Visible to auditors

<b>Programs Registered</b>	36
<b>Programs Submitting Lists</b>	36
<b>Programs Matching All Vacancies</b>	28
<b>Programs with Unmatched Vacancies</b>	8
<b>Vacancies Listed</b>	55
<b>Vacancies Matched</b>	47
<b>Vacancies Unmatched</b>	8
<b>Applicants Registered</b>	79
<b>Applicants Submitting Lists</b>	59
<b>Applicants Ranked by Programs</b>	51
<b>Applicants Matched</b>	47
<b>Applicants Unmatched</b>	12

<b>Average Names on Program Preference Lists</b>	10
<b>Average Names per Vacancy</b>	7
<b>Average Offers per Vacancy</b>	5
<b>Average Offers to Listing Applicants</b>	5
<b>Average Offers to Non-listing Applicants</b>	0
<b>Average Applications Received by Programs</b>	0
<b>Average Interviews Given by Programs</b>	0
<b>Average Names on Matched Applicant Preference Lists</b>	8
<b>Average Names on UnMatched Applicant Preference Lists</b>	3
<b>Average Applications Sent by Applicants</b>	0
<b>Average Interviews Taken by Applicants</b>	0

	<b>Total</b>	<b>Matched</b>	<b>Unmatched</b>
<b>Chief Residents MD(US &amp; CAN)</b>	32	32 (100 %)	0 (0 %)
<b>Previous Graduates MD (US &amp; CAN)</b>	4	4 (100 %)	0 (0 %)
<b>International MD Medical Students and Graduates</b>	23	11 (48 %)	12 (52 %)
<b>Total</b>	59	47 (80 %)	12 (20 %)

	<b>Total</b>	<b>Matched</b>	<b>Unmatched</b>
<b>Male</b>	46	35 (76 %)	11 (24 %)

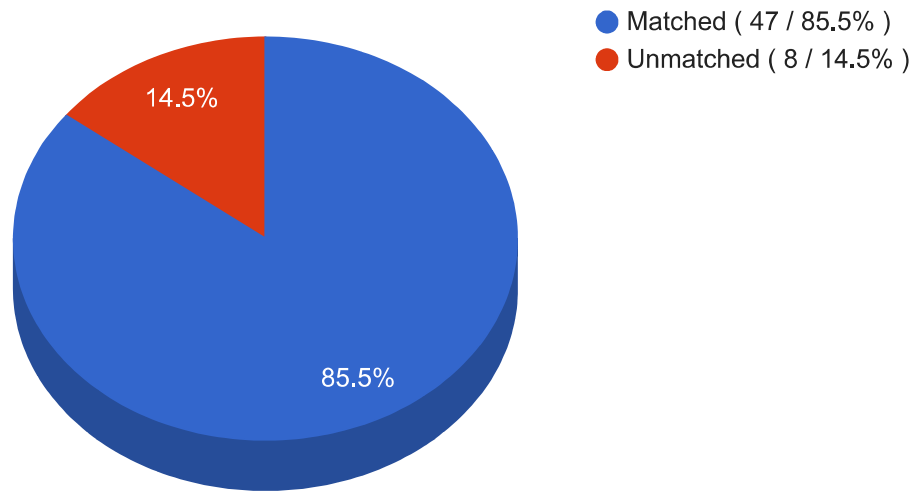
<b>Female</b>	12	12 (100 %)	0 (0 %)
<b>Undisclosed</b>	1	0 (0 %)	1 (100 %)
<b>Total</b>	59	47 (80 %)	12 (20 %)



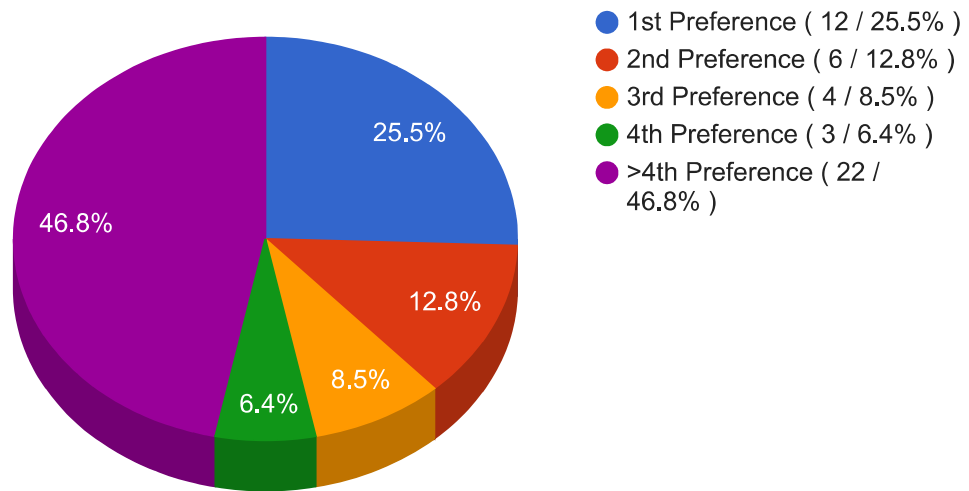
# Program Statistics - 2027 Society of Urologic Oncology (SUO) Fellowship Match

Visible to auditors

**Programs - Matched vs Unmatched**



### Matches by Preference Selection - All Matched Programs

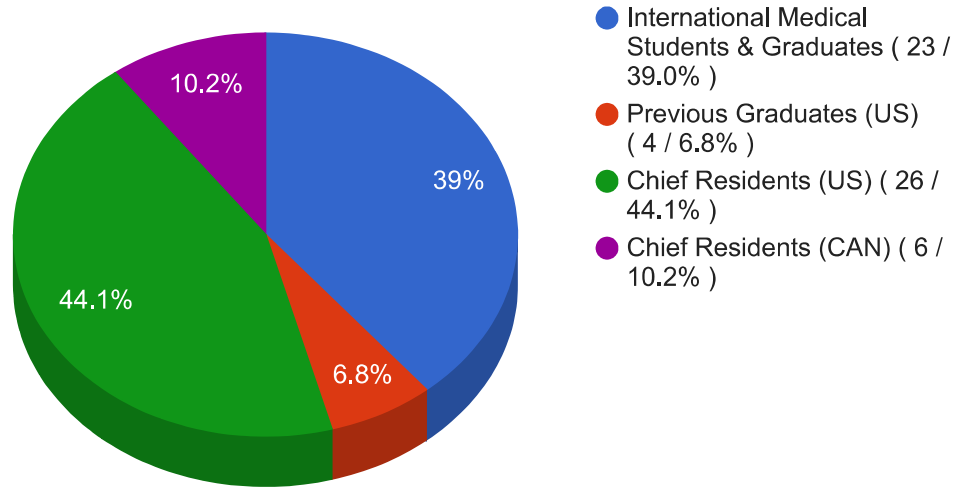




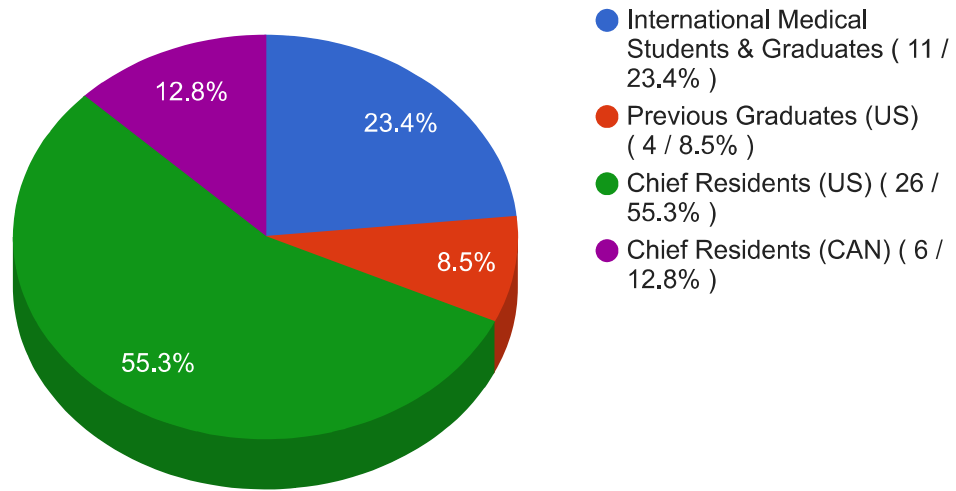
# Applicant Statistics - 2027 Society of Urologic Oncology (SUO) Fellowship Match

Visible to auditors

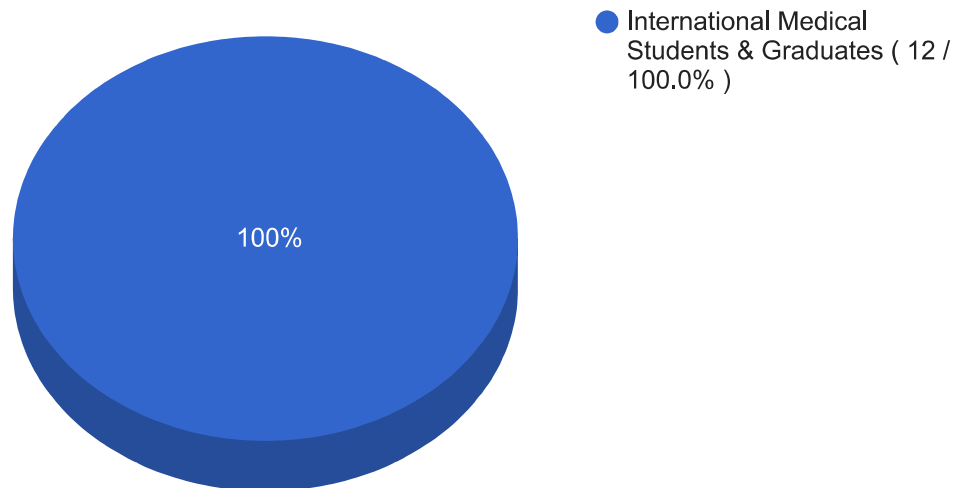
All Applicants By Type



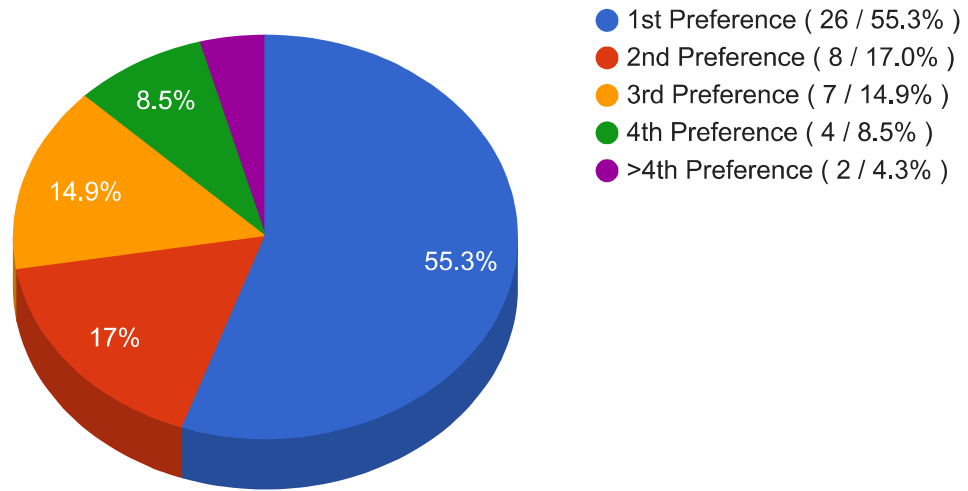
### Matched Applicants By Type



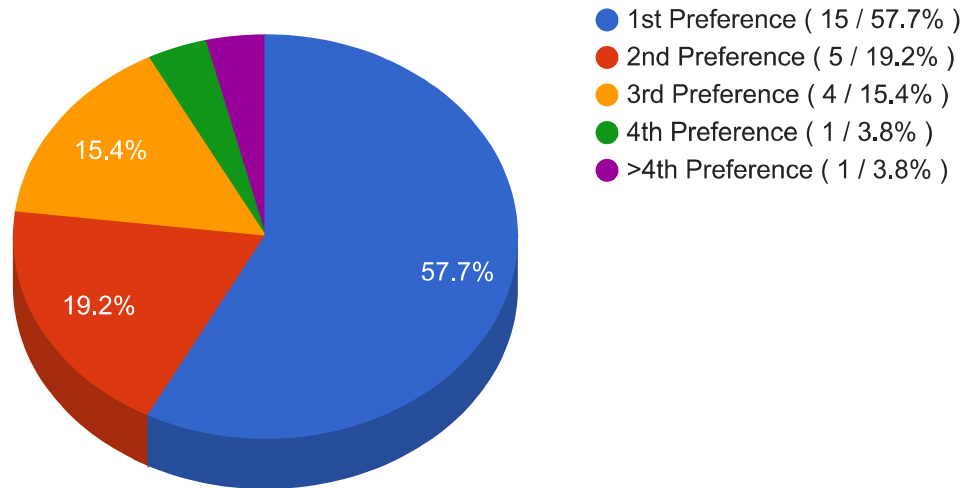
### Unmatched Applicants By Type



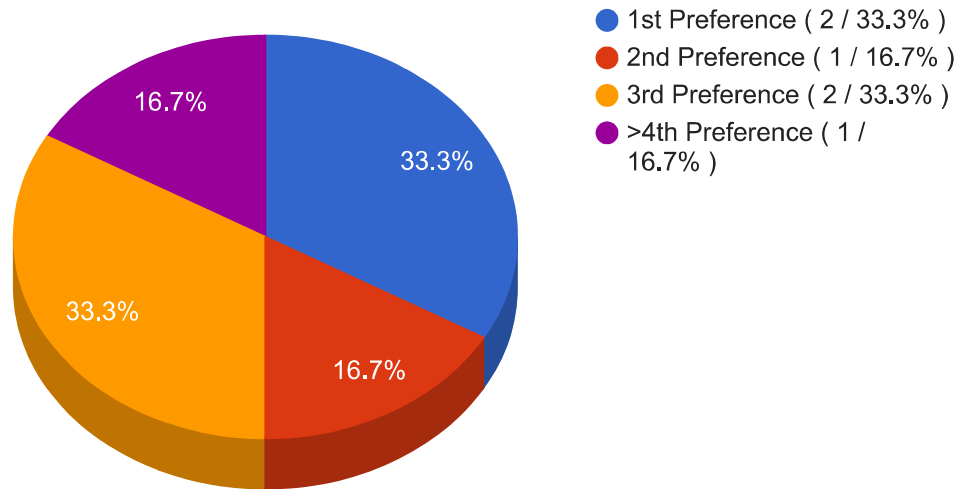
### Matches by Preference Selection - All Matched Applicants



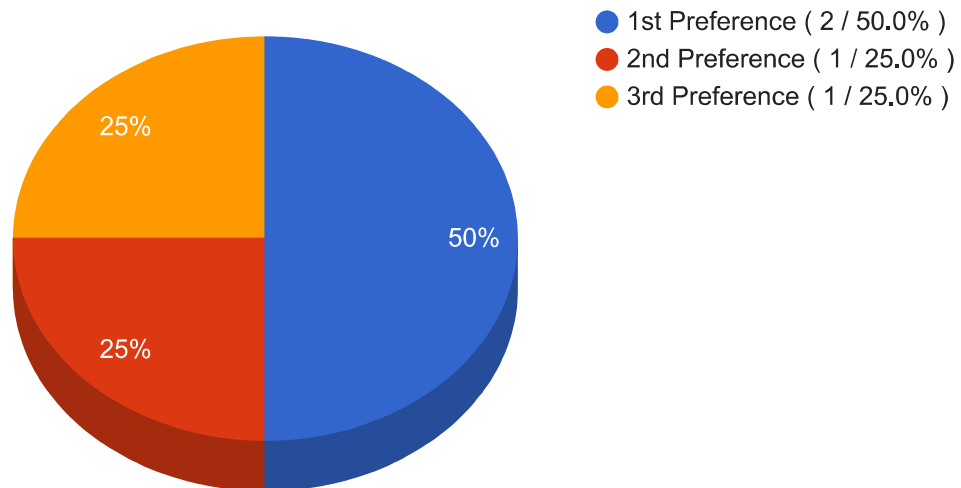
### Matches by Preference Selection - Chief Residents (US)



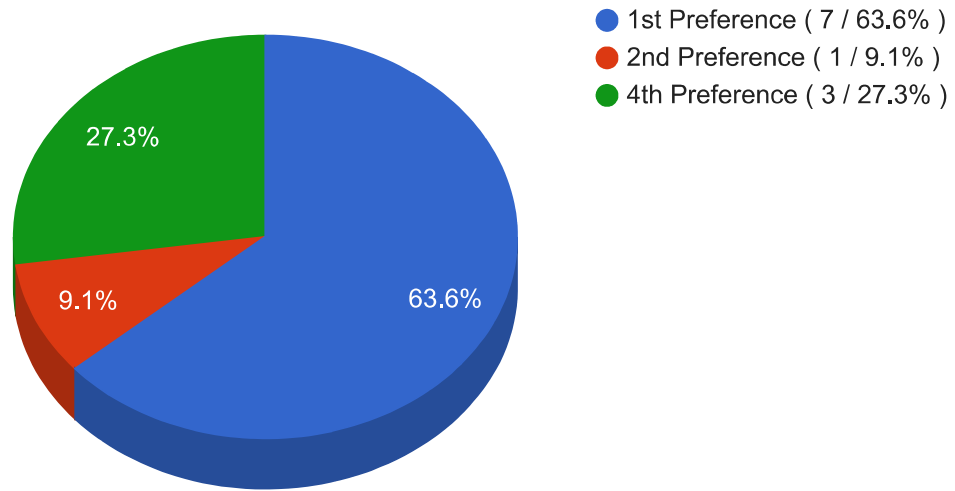
**Matches by Preference Selection - Chief Residents (CAN)**



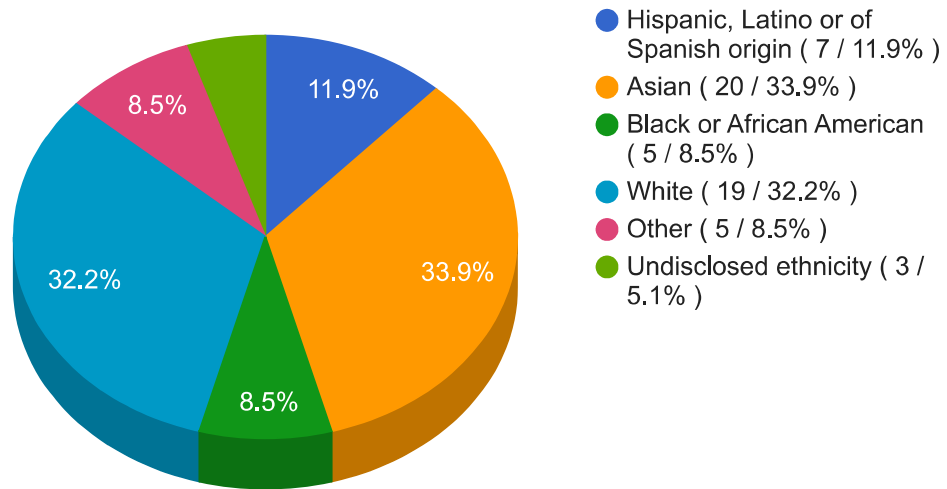
**Matches by Preference Selection - Previous Graduates (US)**



**Matches by Preference Selection - International Medical Students & Graduates**



### All Applicants By Ethnicity - Primary Ethnicity Only



### Matched Applicants by Ethnicity - Primary Ethnicity Only

