



## 2021 Urology Residency Match Statistics

Programs Registered	143
Programs Submitting Lists	143
Programs Matching All Vacancies	143
Programs with Unmatched Vacancies	0

Vacancies Listed	357
Vacancies Matched	357
Vacancies Unmatched	0

Applicants Registered	528
Applicants Submitting Lists	481
Applicants Ranked by Programs	461
Applicants Matched	357
Applicants Unmatched	124

Average Names on Program Preference Lists	40
Average Names per Vacancy	16
Average Offers per Vacancy	9
Average Offers to Listing Applicants	9
Average Offers to Non-listing Applicants	0
Average Applications Received by Programs	282
Average Interviews Given by Programs	43

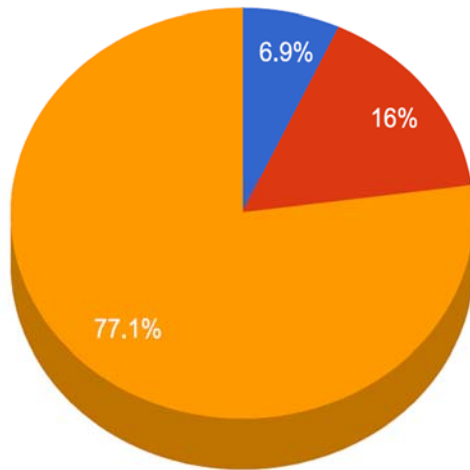
Average Names on Matched Applicant Preference Lists	15
Average Names on Unmatched Applicants Preference Lists	7
Average Applications Sent by Applicants	77
Average Interviews Taken by Applicants	12

	Total*	Matched	Unmatched
Senior Medical Students (US & CAN)	371	298 (80 %)	73 (20 %)
Previous Graduates (not Seniors) (US & CAN)	77	51 (66 %)	26 (34 %)
International Medical Students and Graduates	33	8 (24 %)	25 (76 %)
<b>Total</b>	<b>481</b>	<b>357 (74 %)</b>	<b>124 (26 %)</b>

	Total*	Matched	Unmatched
Male	339	236 (70 %)	103 (30 %)
Female	141	120 (85 %)	21 (15 %)
Non Binary	0	0	0
Transgender	0	0	0
Undisclosed	1	1 (100 %)	0 (0%)
<b>Total</b>	<b>481</b>	<b>357 (74 %)</b>	<b>124 (26 %)</b>

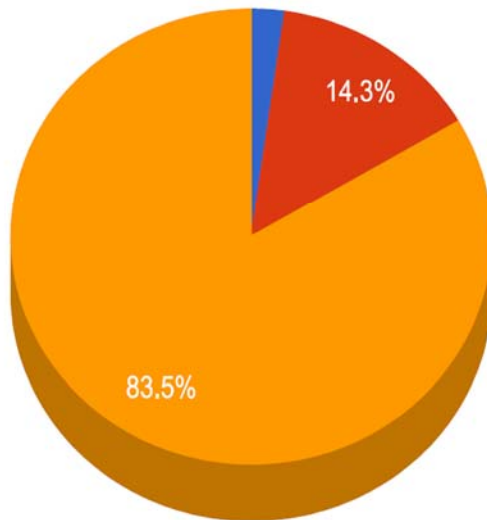


**All Applicants By Type**



- International Medical Students & Graduates ( 6.9% )
- Previous Grads (US & CAN) ( 16.0% )
- Senior Medical Students (US & CAN) ( 77.1% )

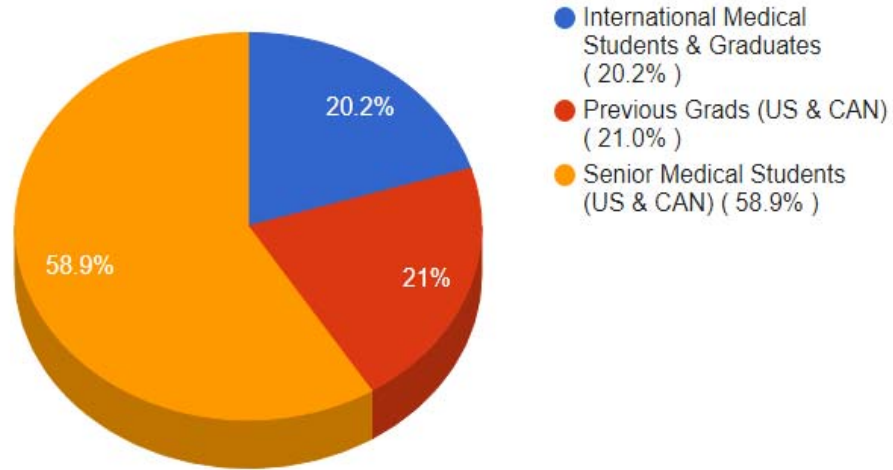
**Matched Applicants By Type**



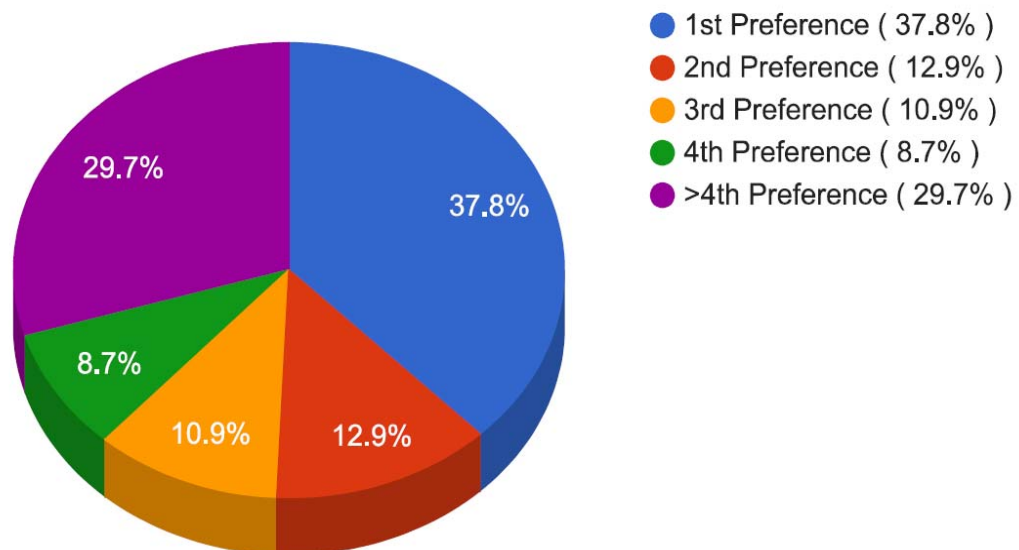
- International Medical Students & Graduates ( 2.2% )
- Previous Grads (US & CAN) ( 14.3% )
- Senior Medical Students (US & CAN) ( 83.5% )



### Unmatched Applicants By Type

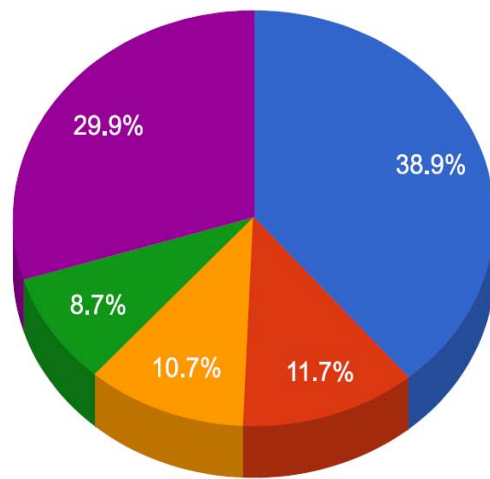


### Matches by Preference Selection - All Matched Applicants



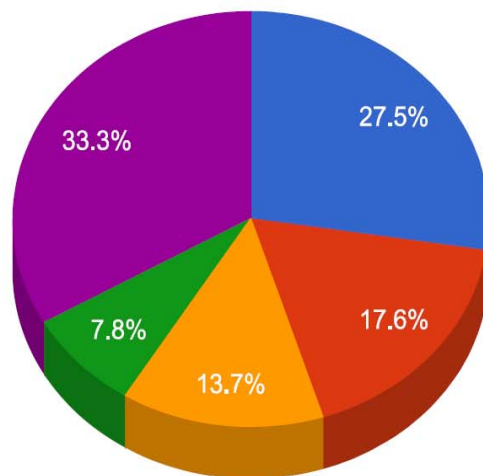


**Matches by Preference Selection - Senior Medical Students (US & CAN)**



- 1st Preference ( 38.9% )
- 2nd Preference ( 11.7% )
- 3rd Preference ( 10.7% )
- 4th Preference ( 8.7% )
- >4th Preference ( 29.9% )

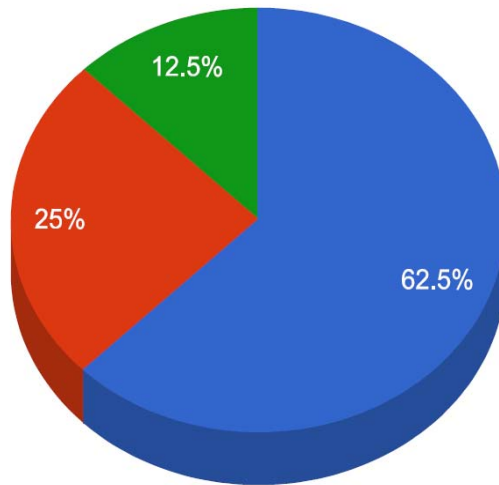
**Matches by Preference Selection - Previous Graduates (US & CAN)**



- 1st Preference ( 27.5% )
- 2nd Preference ( 17.6% )
- 3rd Preference ( 13.7% )
- 4th Preference ( 7.8% )
- >4th Preference ( 33.3% )

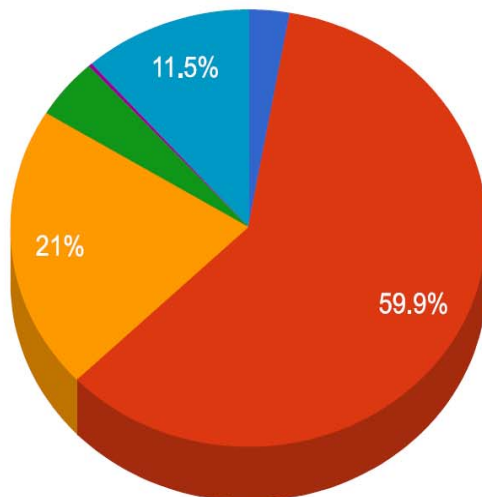


**Matches by Preference Selection - International Medical Students & Graduates**



- 1st Preference ( 62.5% )
- 2nd Preference ( 25.0% )
- 4th Preference ( 12.5% )

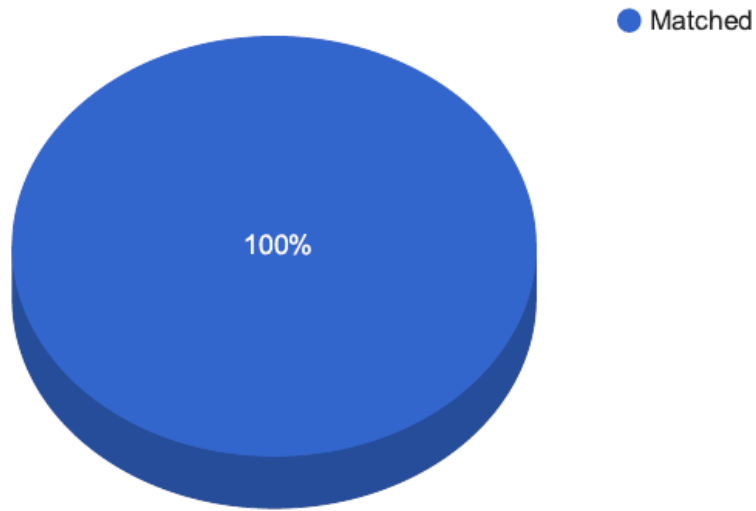
**USMLE Steps of Matched Applicants**



- No Steps ( 2.8% )
- Step 1 ( 59.9% )
- Step 2 (Clinical Knowledge) ( 21.0% )
- Step 2 (Clinical Skills) ( 4.5% )
- Step 3 ( 0.3% )
- Not Identified ( 11.5% )



Programs - Matched vs Unmatched



Matches by Preference Selection - All Matched Programs

