


# Match Statistics - 2022 Urology Residency Match

Programs Registered	143
Programs Submitting Lists	143
Programs Matching All Vacancies	143
Programs with Unmatched Vacancies	0
Vacancies Listed	365
Vacancies Matched	365
Vacancies Unmatched	0
Applicants Registered	601
Applicants Submitting Lists	556
Applicants Ranked by Programs	534
Applicants Matched	365
Applicants Unmatched	191
Average Names on Program Preference Lists	40
Average Names per Vacancy	16
Average Offers per Vacancy	8

Average Offers to Listing Applicants	8
Average Offers to Non-listing Applicants	0
Average Applications Received by Programs	347
Average Interviews Given by Programs	43

Average Names on Matched Applicant Preference Lists	14
Average Names on UnMatched Applicant Preference Lists	7
Average Applications Sent by Applicants	82
Average Interviews Taken by Applicants	11

	Total	Matched	Unmatched
Senior Medical Students (US & CAN)	467	328 (70 %)	139 (30 %)
Previous Graduates (not Seniors) (US & CAN)	63	32 (51 %)	31 (49 %)
International Medical Students and Graduates	26	5 (19 %)	21 (81 %)
<b>Total</b>	<b>556</b>	<b>365 (66 %)</b>	<b>191 (34 %)</b>

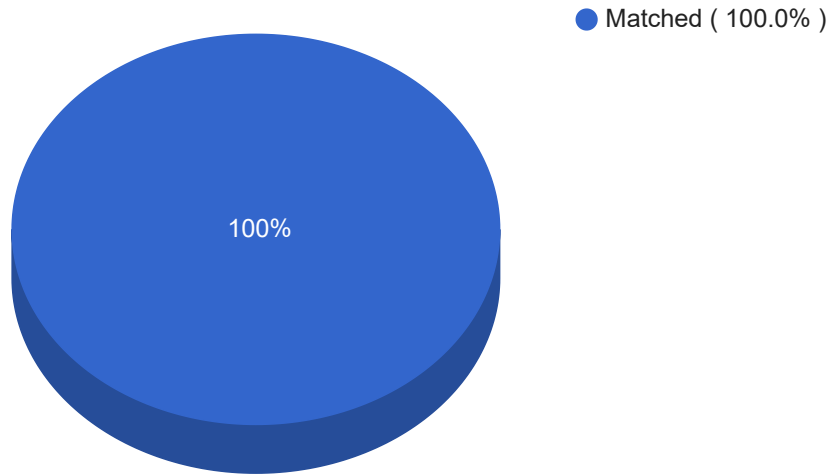


	Total	Matched	Unmatched
Male	373	234 (63 %)	139 (37 %)
Female	180	130 (72 %)	50 (28 %)
Non Binary	1	0 (0 %)	1 (100 %)
Transgender	2	1 (50 %)	1 (50 %)
<b>Total</b>	<b>556</b>	<b>365 (66 %)</b>	<b>191 (34 %)</b>

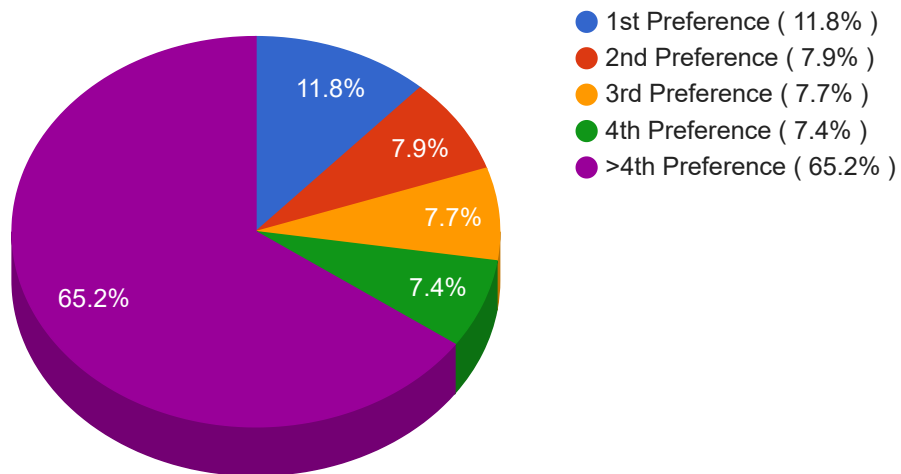
# Program Statistics - 2022 Urology Residency Match

Visible to auditors

**Programs - Matched vs Unmatched**



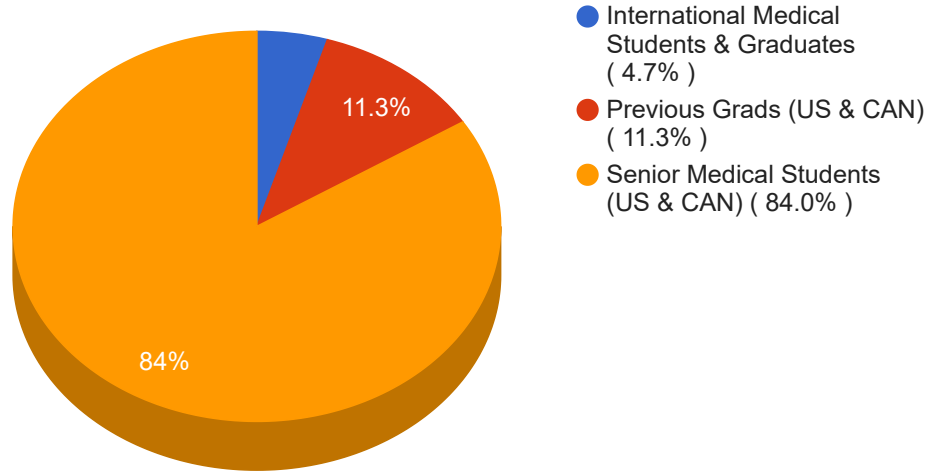
**Matches by Preference Selection - All Matched Programs**



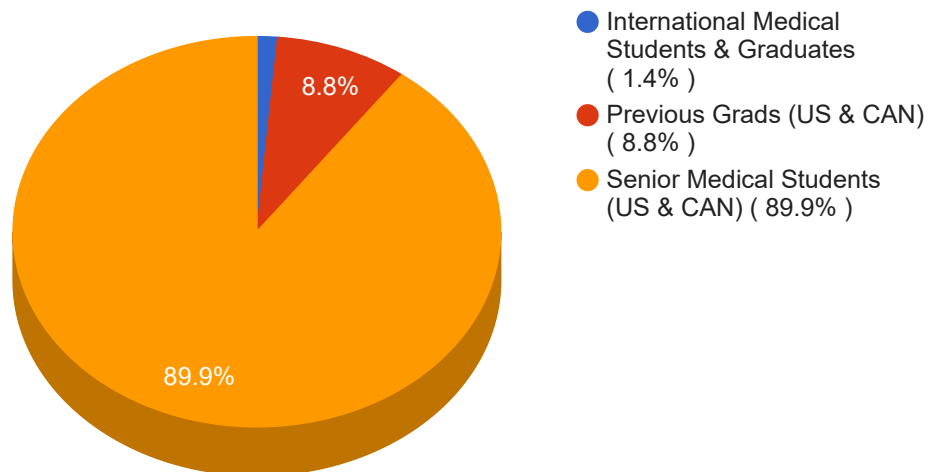
# Applicant Statistics - 2022 Urology Residency Match

Visible to auditors

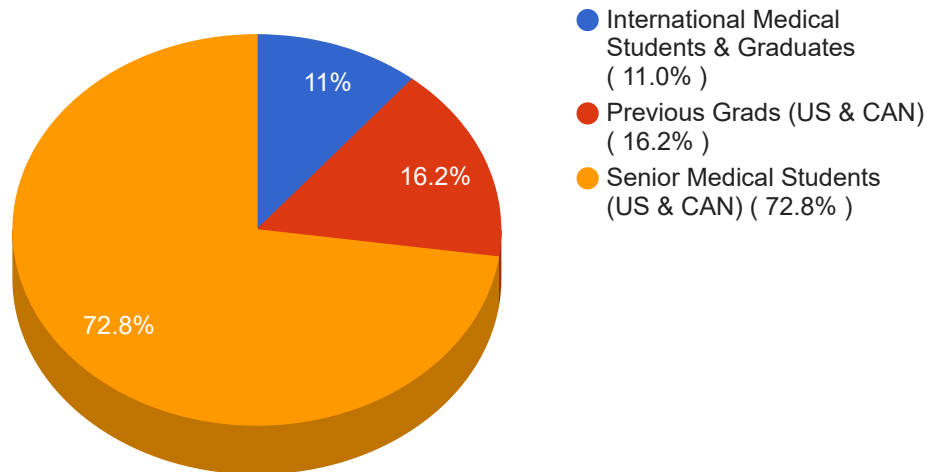
### All Applicants By Type



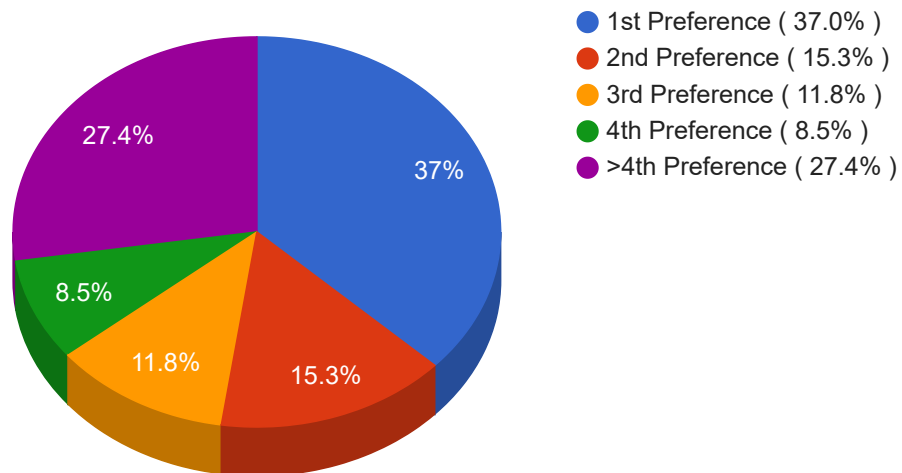
### Matched Applicants By Type



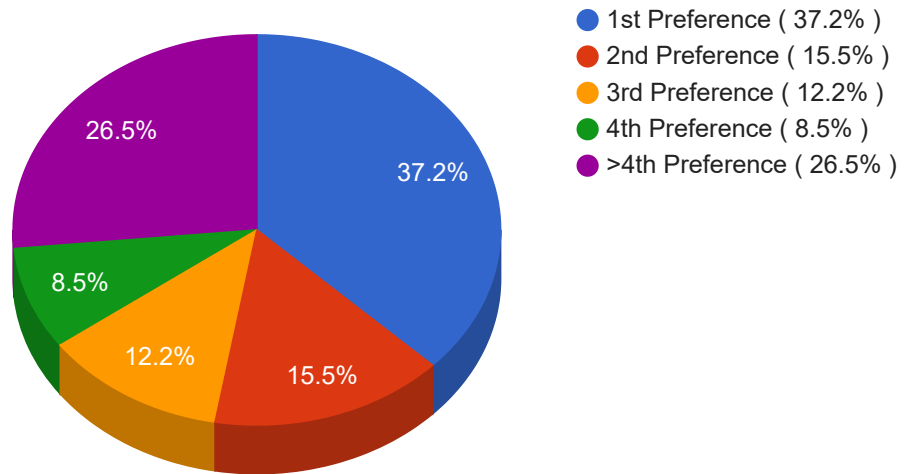
### Unmatched Applicants By Type



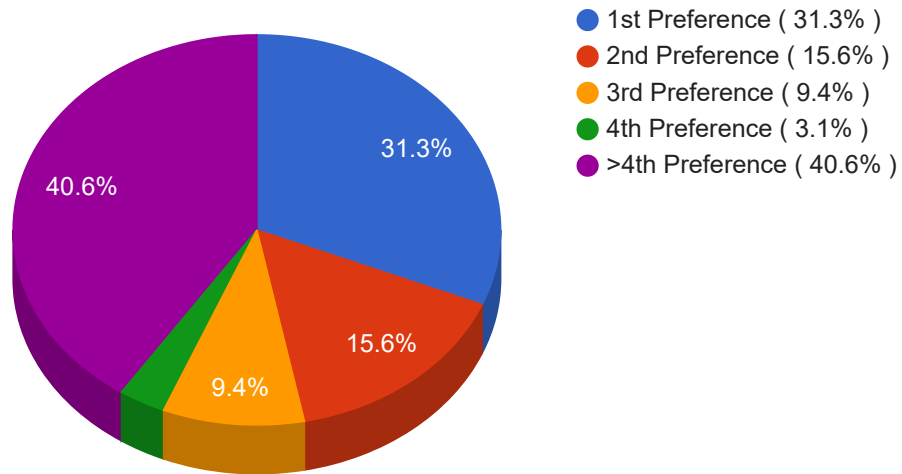
### Matches by Preference Selection - All Matched Applicants



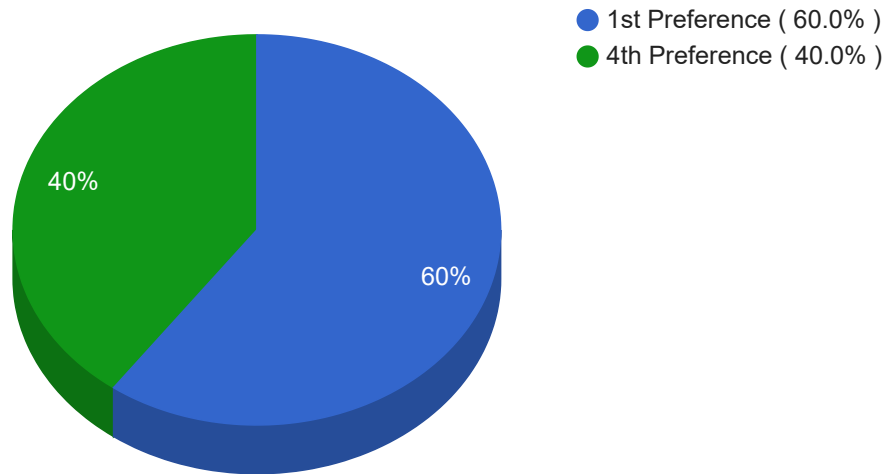
**Matches by Preference Selection - Senior Medical Students (US & CAN)**



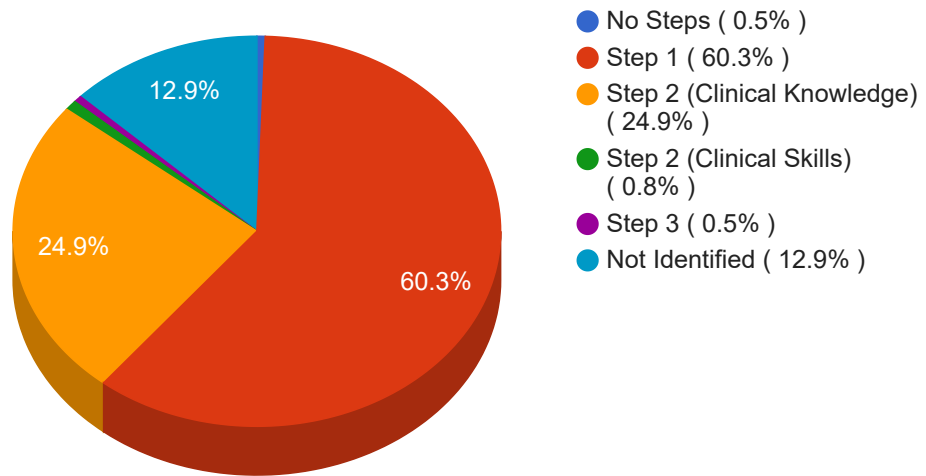
**Matches by Preference Selection - Previous Graduates (US & CAN)**



### Matches by Preference Selection - International Medical Students & Graduates

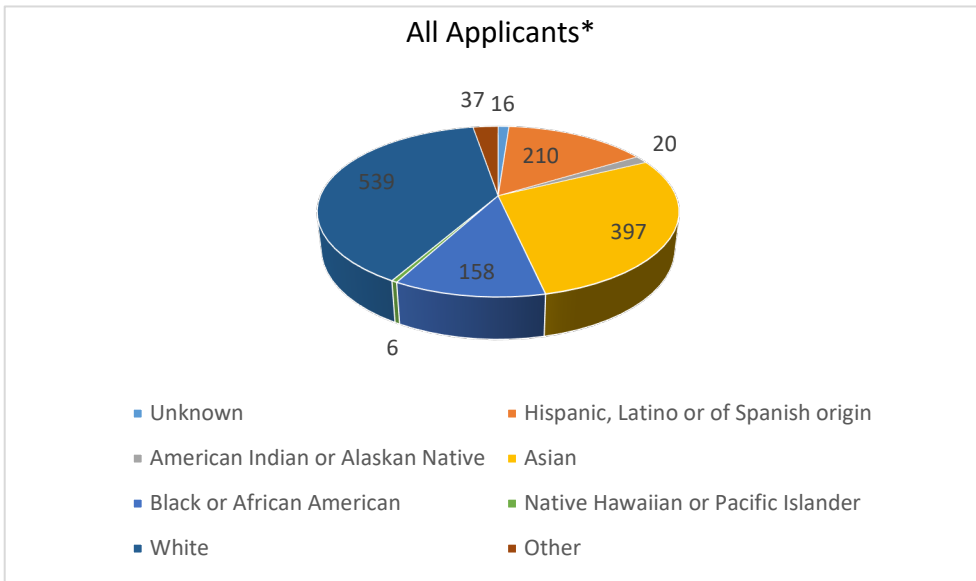


### USMLE Steps of Matched Applicants





# Ethnicity Data



\*May contain more than one selection per applicant.

