

Match Statistics - 2023 Urology Residency Match

Visible to auditors

Programs Registered	145
Programs Submitting Lists	145
Programs Matching All Vacancies	143
Programs with Unmatched Vacancies	2
Vacancies Listed	386
Vacancies Matched	383
Vacancies Unmatched	3
Applicants Registered	551
Applicants Submitting Lists	508
Applicants Ranked by Programs	482
Applicants Matched	383
Applicants Unmatched	125
Average Names on Program Preference Lists	39
Average Names per Vacancy	15

Average Offers per Vacancy	9
Average Offers to Listing Applicants	9
Average Offers to Non-listing Applicants	0
Average Applications Received by Programs	332
Average Interviews Given by Programs	42

Average Names on Matched Applicant Preference Lists	15
Average Names on UnMatched Applicant Preference Lists	7
Average Applications Sent by Applicants	88
Average Interviews Taken by Applicants	12

	Total	Matched	Unmatched
Senior Medical Students (US & CAN)	398	323 (81 %)	75 (19 %)
Previous Graduates (not Seniors) (US & CAN)	77	49 (64 %)	28 (36 %)
International Medical Students and Graduates	33	11 (33 %)	22 (67 %)
Total	508	383 (75 %)	125 (25 %)

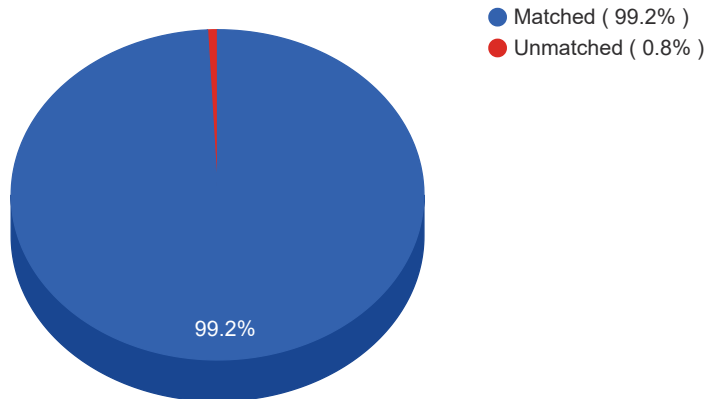
	Total	Matched	Unmatched
Male	326	237 (73 %)	89 (27 %)
Female	176	142 (81 %)	34 (19 %)
Non Binary	3	2 (67 %)	1 (33 %)
Transgender	2	2 (100 %)	0 (0 %)
Undisclosed	1	0 (0 %)	1 (100 %)

Total	508	383 (75 %)	125 (25 %)
--------------	-----	------------	------------

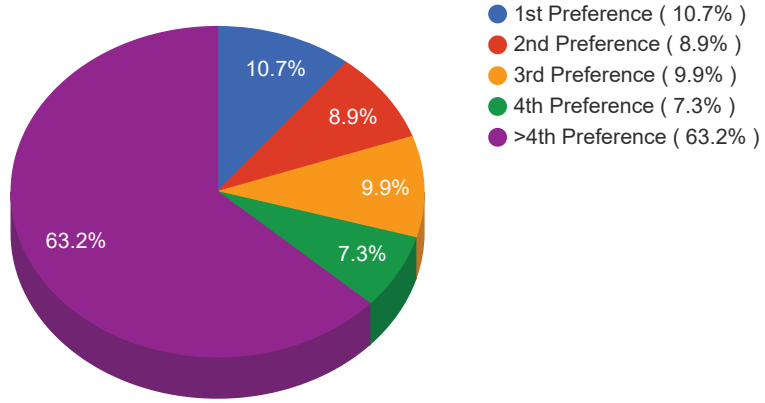
Program Statistics - 2023 Urology Residency Match

Visible to auditors

Programs - Matched vs Unmatched



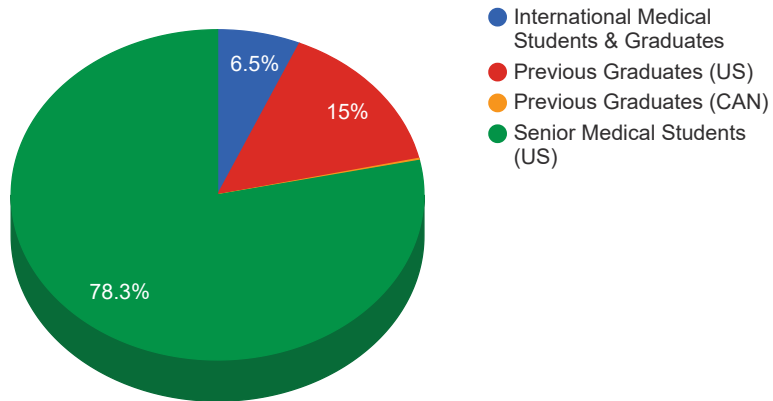
Matches by Preference Selection - All Matched Programs



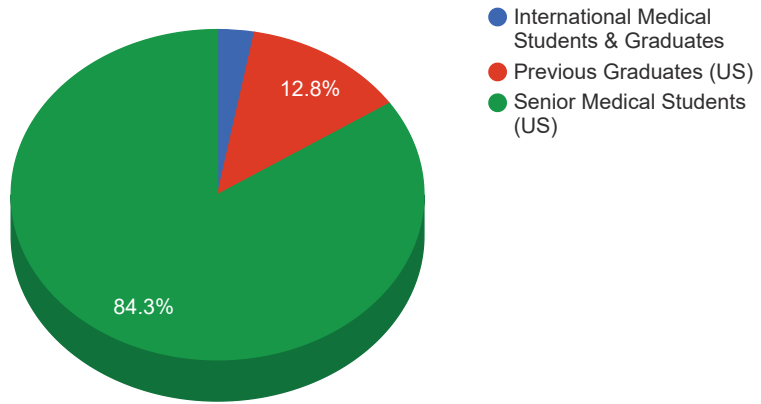
Applicant Statistics - 2023 Urology Residency Match

Visible to auditors

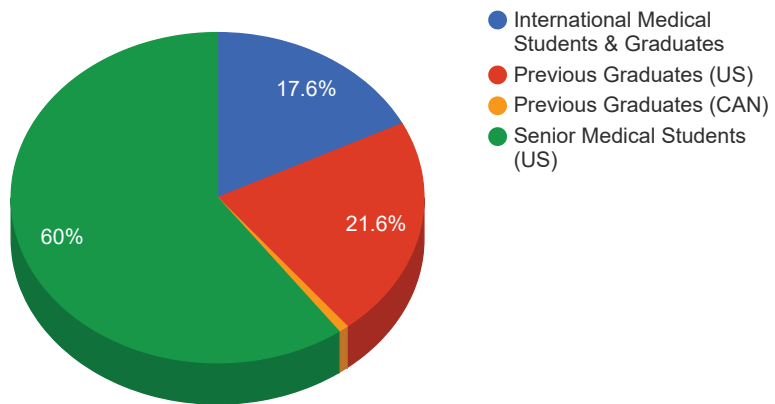
All Applicants By Type



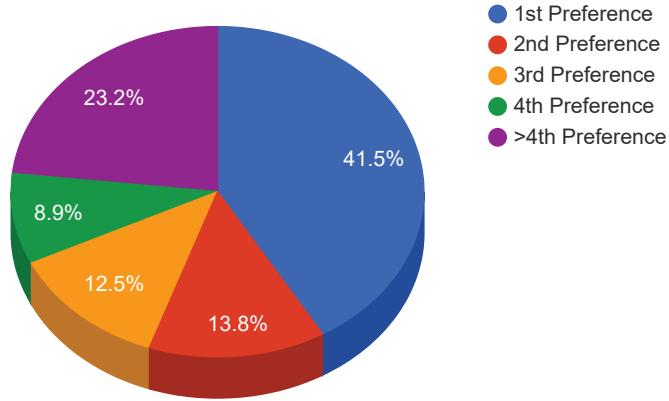
Matched Applicants By Type



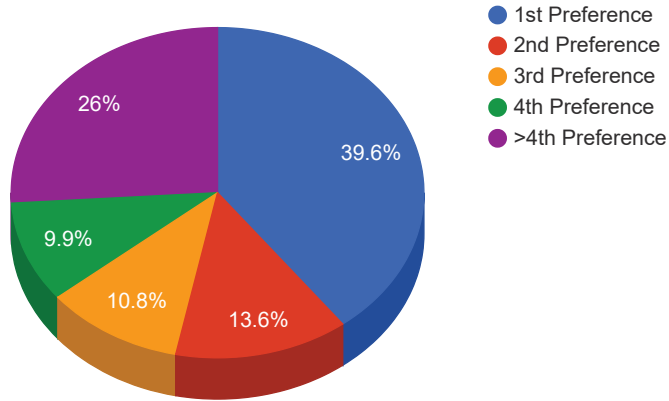
Unmatched Applicants By Type



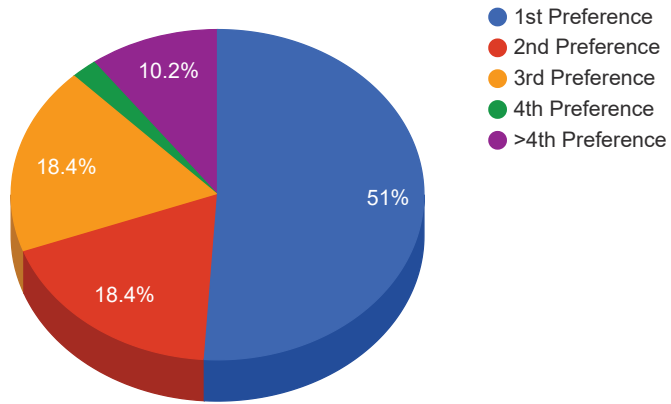
Matches by Preference Selection - All Matched Applicants



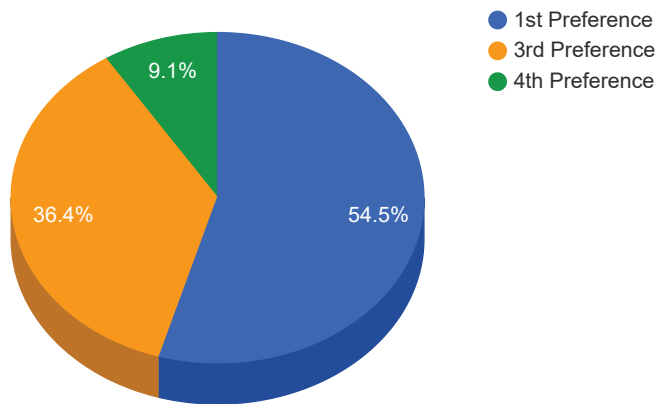
Matches by Preference Selection - Senior Medical Students (US)



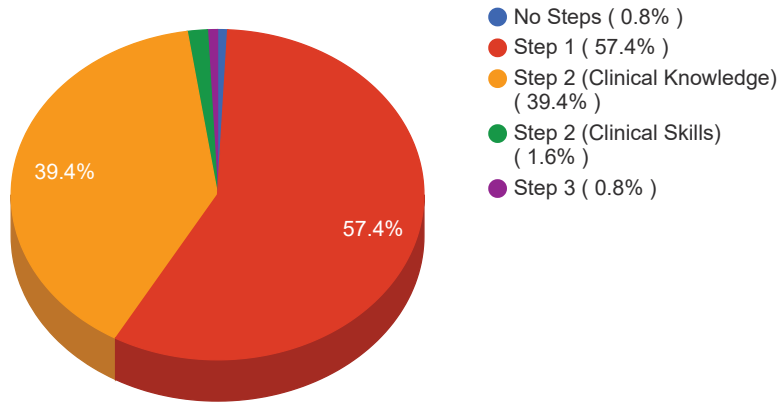
Matches by Preference Selection - Previous Graduates (US)



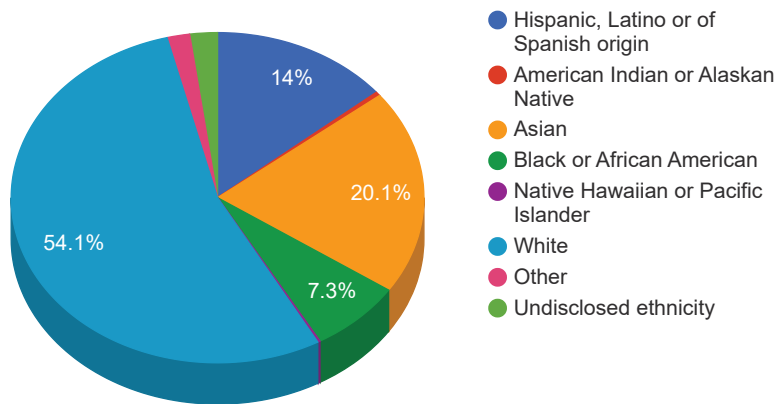
Matches by Preference Selection - International Medical Students & Graduates



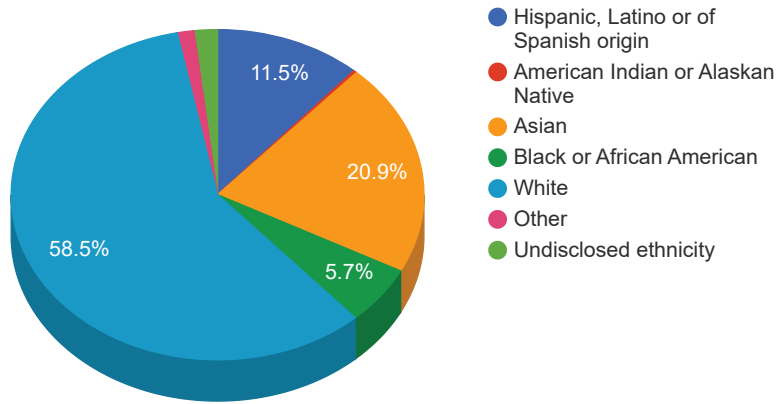
USMLE Steps of Matched Applicants



All Applicants By Ethnicity



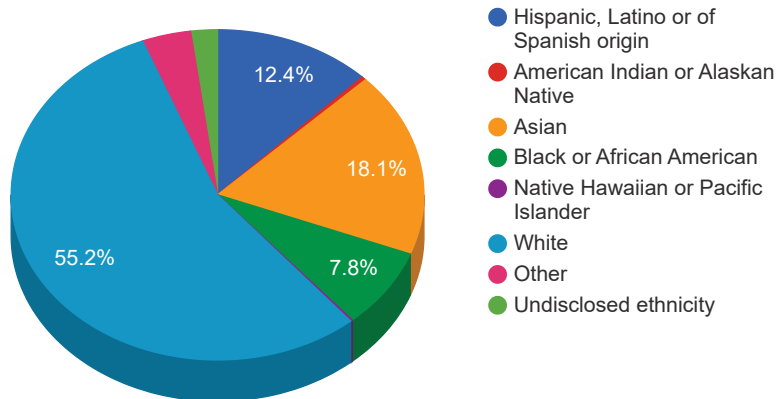
Matched Applicants by Ethnicity



Ethnicity Statistics Report - 2023 Urology Residency Match

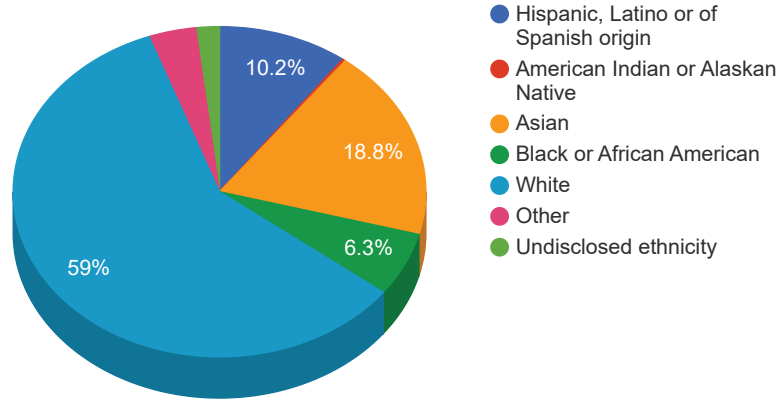
Visible to auditors

All Applicants By All Ethnicities Reported



*May contain more than one selection per applicant.

Matched Applicants by All Ethnicities Reported



***May contain more than one selection per applicant.**